

ISSN 2518-1491 (Online),
ISSN 2224-5286 (Print)

ҚАЗАҚСТАН РЕСПУБЛИКАСЫ
ҰЛТТЫҚ ҒЫЛЫМ АКАДЕМИЯСЫНЫҢ

Д.В.Сокольский атындағы «Жанармай,
катализ және электрохимия институты» АҚ

Х А Б А Р Л А Р Ы

ИЗВЕСТИЯ

НАЦИОНАЛЬНОЙ АКАДЕМИИ НАУК
РЕСПУБЛИКИ КАЗАХСТАН
АО «Институт топлива, катализа и
электрохимии им. Д.В. Сокольского»

NEWS

OF THE ACADEMY OF SCIENCES
OF THE REPUBLIC OF KAZAKHSTAN
JSC «D.V. Sokolsky institute of fuel, catalysis
and electrochemistry»

SERIES
CHEMISTRY AND TECHNOLOGY

3 (435)

MAY - JUNE 2019

PUBLISHED SINCE JANUARY 1947

PUBLISHED 6 TIMES A YEAR

ALMATY, NAS RK

NAS RK is pleased to announce that News of NAS RK. Series of chemistry and technologies scientific journal has been accepted for indexing in the Emerging Sources Citation Index, a new edition of Web of Science. Content in this index is under consideration by Clarivate Analytics to be accepted in the Science Citation Index Expanded, the Social Sciences Citation Index, and the Arts & Humanities Citation Index. The quality and depth of content Web of Science offers to researchers, authors, publishers, and institutions sets it apart from other research databases. The inclusion of News of NAS RK. Series of chemistry and technologies in the Emerging Sources Citation Index demonstrates our dedication to providing the most relevant and influential content of chemical sciences to our community.

Қазақстан Республикасы Ұлттық ғылым академиясы "ҚР ҰҒА Хабарлары. Химия және технология сериясы" ғылыми журналының Web of Science-тің жаңаланған нұсқасы Emerging Sources Citation Index-те индекстелуге қабылданғанын хабарлайды. Бұл индекстелу барысында Clarivate Analytics компаниясы журналды одан әрі the Science Citation Index Expanded, the Social Sciences Citation Index және the Arts & Humanities Citation Index-ке қабылдау мәселесін қарастыруда. Web of Science зерттеушілер, авторлар, баспашылар мен мекемелерге контент тереңдігі мен сапасын ұсынады. ҚР ҰҒА Хабарлары. Химия және технология сериясы Emerging Sources Citation Index-ке енуі біздің қоғамдастық үшін ең өзекті және беделді химиялық ғылымдар бойынша контентке адалдығымызды білдіреді.

НАН РК сообщает, что научный журнал «Известия НАН РК. Серия химии и технологий» был принят для индексирования в Emerging Sources Citation Index, обновленной версии Web of Science. Содержание в этом индексировании находится в стадии рассмотрения компанией Clarivate Analytics для дальнейшего принятия журнала в the Science Citation Index Expanded, the Social Sciences Citation Index и the Arts & Humanities Citation Index. Web of Science предлагает качество и глубину контента для исследователей, авторов, издателей и учреждений. Включение Известия НАН РК в Emerging Sources Citation Index демонстрирует нашу приверженность к наиболее актуальному и влиятельному контенту по химическим наукам для нашего сообщества.

Б а с р е д а к т о р ы
х.ғ.д., проф., ҚР ҰҒА академигі **М.Ж. Жұрынов**

Р е д а к ц и я а л қ а с ы:

Ағабеков В.Е. проф., академик (Белорус)
Волков С.В. проф., академик (Украина)
Воротынцев М.А. проф., академик (Ресей)
Газалиев А.М. проф., академик (Қазақстан)
Ергожин Е.Е. проф., академик (Қазақстан)
Жармағамбетова А.К. проф. (Қазақстан), бас ред. орынбасары
Жоробекова Ш.Ж. проф., академик (Қырғыстан)
Иткулова Ш.С. проф. (Қазақстан)
Манташян А.А. проф., академик (Армения)
Пралиев К.Д. проф., академик (Қазақстан)
Баешов А.Б. проф., академик (Қазақстан)
Бүркітбаев М.М. проф., академик (Қазақстан)
Джусипбеков У.Ж. проф. корр.-мүшесі (Қазақстан)
Молдахметов М.З. проф., академик (Қазақстан)
Мансуров З.А. проф. (Қазақстан)
Наурызбаев М.К. проф. (Қазақстан)
Рудик В. проф., академик (Молдова)
Рахимов К.Д. проф. академик (Қазақстан)
Стрельцов Е. проф. (Белорус)
Тәшімов Л.Т. проф., академик (Қазақстан)
Тодераш И. проф., академик (Молдова)
Халиков Д.Х. проф., академик (Тәжікстан)
Фарзалиев В. проф., академик (Әзірбайжан)

«ҚР ҰҒА Хабарлары. Химия және технология сериясы».

ISSN 2518-1491 (Online),

ISSN 2224-5286 (Print)

Меншіктенуші: «Қазақстан Республикасының Ұлттық ғылым академиясы» Республикалық қоғамдық бірлестігі (Алматы қ.)

Қазақстан республикасының Мәдениет пен ақпарат министрлігінің Ақпарат және мұрағат комитетінде 30.04.2010 ж. берілген №1089-Ж мерзімдік басылым тіркеуіне қойылу туралы куәлік

Мерзімділігі: жылына 6 рет.

Тиражы: 300 дана.

Редакцияның мекенжайы: 050010, Алматы қ., Шевченко көш., 28, 219 бөл., 220, тел.: 272-13-19, 272-13-18,
<http://chemistry-technology.kz/index.php/en/arihiv>

© Қазақстан Республикасының Ұлттық ғылым академиясы, 2019

Типографияның мекенжайы: «Аруна» ЖК, Алматы қ., Муратбаева көш., 75.

Г л а в н ы й р е д а к т о р
д.х.н., проф., академик НАН РК **М. Ж. Журинов**

Р е д а к ц и о н н а я к о л л е г и я:

Агабеков В.Е. проф., академик (Беларусь)
Волков С.В. проф., академик (Украина)
Воротынцев М.А. проф., академик (Россия)
Газалиев А.М. проф., академик (Казахстан)
Ергожин Е.Е. проф., академик (Казахстан)
Жармагамбетова А.К. проф. (Казахстан), зам. гл. ред.
Жоробекова Ш.Ж. проф., академик (Кыргызстан)
Иткулова Ш.С. проф. (Казахстан)
Манташян А.А. проф., академик (Армения)
Пралиев К.Д. проф., академик (Казахстан)
Баешов А.Б. проф., академик (Казахстан)
Буркитбаев М.М. проф., академик (Казахстан)
Джусипбеков У.Ж. проф. чл.-корр. (Казахстан)
Мулдахметов М.З. проф., академик (Казахстан)
Мансуров З.А. проф. (Казахстан)
Наурызбаев М.К. проф. (Казахстан)
Рудик В. проф., академик (Молдова)
Рахимов К.Д. проф. академик (Казахстан)
Стрельцов Е. проф. (Беларусь)
Ташимов Л.Т. проф., академик (Казахстан)
Тодераш И. проф., академик (Молдова)
Халиков Д.Х. проф., академик (Гаджикистан)
Фарзалиев В. проф., академик (Азербайджан)

«Известия НАН РК. Серия химии и технологии».

ISSN 2518-1491 (Online),

ISSN 2224-5286 (Print)

Собственник: Республиканское общественное объединение «Национальная академия наук Республики Казахстан» (г. Алматы)

Свидетельство о постановке на учет периодического печатного издания в Комитете информации и архивов Министерства культуры и информации Республики Казахстан №10893-Ж, выданное 30.04.2010 г.

Периодичность: 6 раз в год

Тираж: 300 экземпляров

Адрес редакции: 050010, г. Алматы, ул. Шевченко, 28, ком. 219, 220, тел. 272-13-19, 272-13-18,
<http://chemistry-technology.kz/index.php/en/arhiv>

© Национальная академия наук Республики Казахстан, 2019

Адрес редакции: 050100, г. Алматы, ул. Кунаева, 142,
Институт органического катализа и электрохимии им. Д. В. Сокольского,
каб. 310, тел. 291-62-80, факс 291-57-22, e-mail:orgcat@nursat.kz

Адрес типографии: ИП «Аруна», г. Алматы, ул. Муратбаева, 75

E d i t o r i n c h i e f

doctor of chemistry, professor, academician of NAS RK **M.Zh. Zhurinov**

E d i t o r i a l b o a r d :

Agabekov V.Ye. prof., academician (Belarus)
Volkov S.V. prof., academician (Ukraine)
Vorotyntsev M.A. prof., academician (Russia)
Gazaliyev A.M. prof., academician (Kazakhstan)
Yergozhin Ye.Ye. prof., academician (Kazakhstan)
Zharmagambetova A.K. prof. (Kazakhstan), deputy editor in chief
Zhorobekova Sh.Zh. prof., academician (Kyrgyzstan)
Itkulova Sh.S. prof. (Kazakhstan)
Mantashyan A.A. prof., academician (Armenia)
Praliyev K.D. prof., academician (Kazakhstan)
Bayeshov A.B. prof., academician (Kazakhstan)
Burkitbayev M.M. prof., academician (Kazakhstan)
Dzhusipbekov U.Zh. prof., corr. member (Kazakhstan)
Muldakhmetov M.Z. prof., academician (Kazakhstan)
Mansurov Z.A. prof. (Kazakhstan)
Nauryzbayev M.K. prof. (Kazakhstan)
Rudik V. prof., academician (Moldova)
Rakhimov K.D. prof., academician (Kazakhstan)
Streltsov Ye. prof. (Belarus)
Tashimov L.T. prof., academician (Kazakhstan)
Toderash I. prof., academician (Moldova)
Khalikov D.Kh. prof., academician (Tadjikistan)
Farzaliyev V. prof., academician (Azerbaijan)

News of the National Academy of Sciences of the Republic of Kazakhstan. Series of chemistry and technology.
ISSN 2518-1491 (Online),
ISSN 2224-5286 (Print)

Owner: RPA "National Academy of Sciences of the Republic of Kazakhstan" (Almaty)

The certificate of registration of a periodic printed publication in the Committee of Information and Archives of the Ministry of Culture and Information of the Republic of Kazakhstan N 10893-Ж, issued 30.04.2010

Periodicity: 6 times a year

Circulation: 300 copies

Editorial address: 28, Shevchenko str., of. 219, 220, Almaty, 050010, tel. 272-13-19, 272-13-18,

<http://chemistry-technology.kz/index.php/en/arhiv>

© National Academy of Sciences of the Republic of Kazakhstan, 2019

Editorial address: Institute of Organic Catalysis and Electrochemistry named after D. V. Sokolsky
142, Kunayev str., of. 310, Almaty, 050100, tel. 291-62-80, fax 291-57-22,
e-mail: orgcat@nursat.kz

Address of printing house: ST "Aruna", 75, Muratbayev str, Almaty

NEWS

OF THE NATIONAL ACADEMY OF SCIENCES OF THE REPUBLIC OF KAZAKHSTAN

SERIES CHEMISTRY AND TECHNOLOGY

ISSN 2224-5286

<https://doi.org/10.32014/2019.2518-1491.24>

Volume 3, Number 435 (2019), 19 – 24

UDC 637.133.1

**U.U.Tastemirova¹, R.S.Alibekov², I.Ciprova³,
A.U.Shingisov², R.B.Mukhtarkhanova¹, E.U.Mailybaeva²**

¹Almaty Technological University, Tole-bi, 100, Almaty, 050012, Kazakhstan²M.Auezov' South-Kazakhstan State University, Tauke Khan avenue, 5, Shymkent, 160012, Kazakhstan³Latvia University of Life Sciences and Technologies, Rigas street 22, Jelgava, LV 3004, LATVIA

THE OPTIMAL FREEZING TEMPERATURE OF COW MILK AND CAMEL MILK

Abstract. In the freezing process of cow milk and camel milk, three areas of temperature variations were identified. Specifically, on the first period, both types of milk cooled, then supercooled and further the formation process of ice crystals a taken place. On the second area, it was observed the isothermal area and the phase transformation of water into ice was present. On the third stage, the weakly bound water contained in cow milk and camel milk completely transited into ice. Based on a study of the pattern of changes in the amount of frozen moisture, it was found that, at the minis temperature of $t=-15$ °C, more than 95% of the water consisted in both types of milk are frozen, and further reducing of temperature had monotonously insignificantly increasing behaviour of the freezing. Therefore, from the point of view of energy savings and maximum preservation of the initial qualities during the shelf-life of cow milk and camel milk, the optimal freezing temperature range is recommended.

Key words: freezing, milk, frozen moisture, isothermal process, free and bound water.

Introduction

One of the most consumed groups of products in Kazakhstan households and abroad is milk and dairy products [6]. However, storage of raw milk by energy saving benefits with a prolonged shelf-life is actual problem for the dairy technology specialists.

There are several advantages of using freeze-drying instead of conventional sensory characteristics within the food product. These advantages make freeze-drying an adequate technology among the new trends of functional and nutraceutical products in the food industry [4].

Freeze drying method is used for the increasing a shelf-life of dried milk as one of the significant parameters and to maximize the amount of preserved nutrients [10, 14].

Review of the available literature shows that currently among researchers engaged in the field of vacuum freeze-drying of the food products, there is no consensus regarding of a selection of the freeze-drying temperature of milk [3]. For example, according to the authors' opinion [8], for the maintenance of the original quality during of the freeze-drying of the product, a lower value of the freezing temperature is sufficiently within $t= -45$ °C. However, the authors [12] consider that the initial quality of the dried milk can be achieved at the temperature range: $t= -10...- 13$ °C, where until 90-92% of water in milk are frozen, residual water content is not available for the spoilage of food. (in remain, it will be 8% of water that has an insignificantly value)

As a result of freezing of mare and camel milk, powder remains, which when re-diluted with water retain practically all the beneficial properties of milk [9].

On average camel milk contains 81.4-87% water, 10.4% dry matter, 1.2-6.4% milk fat, 2.15-4.90% protein, 1.63-2.76% casein, 0.65-0.80% whey protein, 2.90-5.80% lactose and 0.60-0.90% ash [1].

The fat content in camel milk varies in a fairly wide range, which depends on the species, season, forage, individual and other factors [13].

Water of cow milk and camel milk is a weakly bound and with its dry framework, besides the forms and energy of bond of this moisture are various [8].

Within a temperature dropping below $T=0^{\circ}\text{C}$, i.e. below the cryoscopic temperature, a part of water of cow milk and camel milk is frozen [5]. In the refrigeration technology, water that has turned into a solid state is called frozen. The amount of frozen water is presented as a fraction of its total mass in the product [11].

In accordance with the existing classification of the food products there are available a free and bound water [3]. At the freezing of camel milk a tightly bound water is not involved in phase transformations.

It is known that at a temperature below of cryoscopic value, free water is gradually transformed into ice. At the vacuum freeze-drying, in the initial drying period, firstly a frozen part of the free moisture and then the associated part of the water are outlets. In our opinion, on the base of the foregoing statement, by using the parameter of frozen water amount, as a parameter that describes the state of water in the drying process and reveals qualitative changes when camel milk is frozen. Objectively, it is possible to set a lower limit temperature during a vacuum freeze-drying of camel milk [12].

The purpose of this work is a determination of the lower limit of the freeze-drying temperature by amount of frozen water in cow milk and camel milk.

Materials and methods

As the study objects, cow milk and camel milk of the “Gulmaira” farm (Turkestan region, Kazakhstan) were used.

To study of the physico-chemical properties of cow milk and camel milk, the following analytical devices were applied:

- Water content in milk was determined by the standard method of drying at a temperature of 105°C .
- pH was measured by the ionomer SCHOTT Instrument Lab 850 (Germany) device.
- For the determination of density, proteins and fats content the Lactan-4 of “Sibagropribor NPP” (Russia) device was used.

Both milks were frozen in the freezer device at a temperature of -18°C in the form of a cylinder: diameter 30 mm, height 50 mm. Previously, a thermometer sensor was installed in the center of the cylinder, fixed on all sides, and then placed in a refrigerator/

The electronic LCD thermometer TE-850 brand was used for the measuring a temperature.

The amount of water in milk was determined by the standard method of drying in the ALTO SHAAM VECTOR VMC-H2 3F convection multifunctional oven, according to the GOST 3626-73, until constant weight at the temperature of 105°C .

A quantity of frozen water in the milk was determined by the formula of G.B.Chizhov [2] that is widely used in practice:

$$\omega = 1 - \frac{t_{cryos}}{t}$$

where ω – a quantity of frozen water at cryoscopic temperature t_{cryos} ; t – start temperature, $^{\circ}\text{C}$.

Results and discussion

Physico-chemical properties

The quality of milk depends on its chemical composition, i.e. protein, lipids, lactose, etc. In this regard, the studies were carried out on the physicochemical properties of cow milk and camel milk. The results of the physico-chemical properties are shown in Table 1.

Table 1 - Physico-chemical properties of cow milk and camel milk

№	Indicator	Cow milk	Camel milk
1	Mass fraction, %: - dry matter	8,5	12,6

	- fats	3,00	4,38
	- proteins	3,10	4,25
	- lactose	4,50	4,32
2	Density, kg/m ³	1027	1029
3	pH	6,70	6,80

The obtained results meet the standards for raw milk. The value of dry matter of camel milk is more than for cow milk. The contents of protein, lipids and lactose in camel milk are high then in cow milk. The values of density and pH are equal for both milks.

Study of the process of freezing cow and camel milk

It was experimentally found that a water content in camel milk $W = 84.7\%$, and in cow milk $W = 87.0\%$. Water in both milks can be represented as a medium in that other components are dissolved. Lactic acid and its salts that contained in water basically form true solutions; proteins and other high-molecular compounds transform to the colloidal solutions in water. Fats and other poorly soluble compounds form emulsions when dispersed with water [8]. Based on the above mentioned, it can be concluded that the composition of cow milk and camel milk have a complex colloidal solution.

The results of the study of the freeze-drying process of cow milk and camel milk are presented in Figure 1.

Thermogram's analysis shows that in the freeze-drying process of the cow milk and camel milk there are three areas of temperature variations. On the first section, both types of milk are not only cooled, but also supercooled till a cryoscopic temperature. The duration of this period for camel milk is 46 minutes, and for cow milk is 72 minutes. Further it was observed the isothermal area that has a long duration, particularly the phase transformation of water into ice. The duration of this second area for camel milk is 70 minutes or in the range from 46 minutes to 116 minutes, and for cow milk is 44 minutes or in the range from 72 minutes to 116 minutes. As known from the refrigeration technology, the freezing process is considered as a complete when the centre frozen product temperature reached $T = -8^{\circ}\text{C}$. In this regard the third area is a short, and on this stage water containing in camel and cow milk transforms into ice. The duration of this area for both types of milk is 15 minutes, or in the range from 116 minutes to 135 minutes.

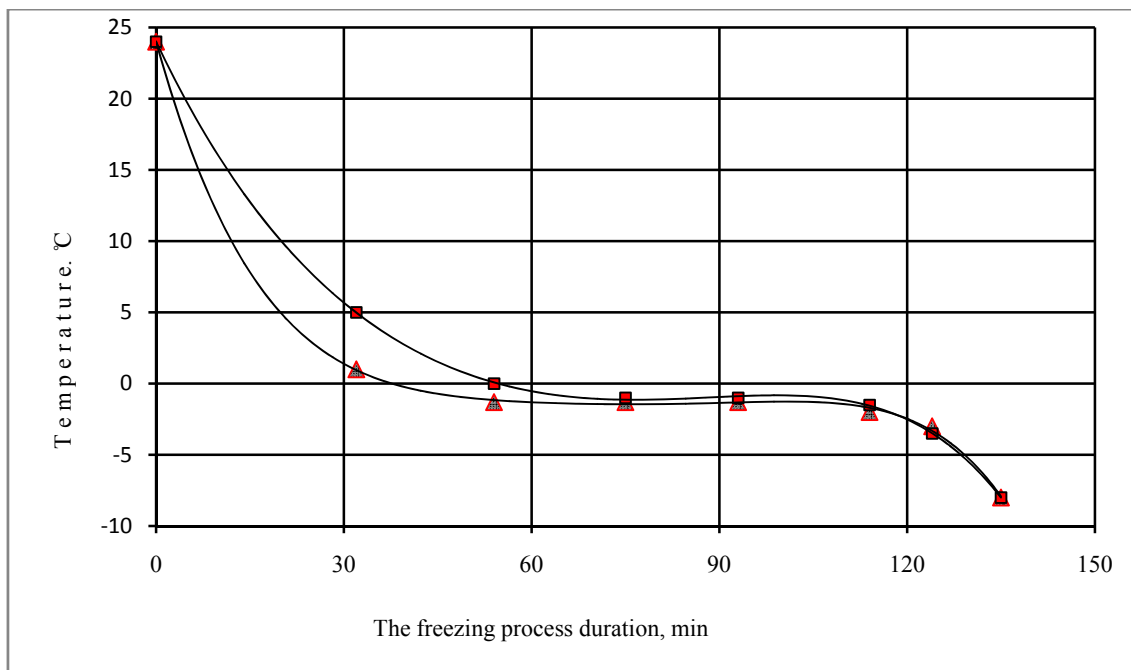


Figure 1 - Thermograms of the freezing of cow milk (◻) and camel milk (Δ)

The kinetics dependence of the freezing process of cow milk and camel milk

For a more detailed analysis of the phase transition process of water contained in cow milk and camel

milk, its freezing thermograms (Figure 1) were differentiated by time, and the dependence of cooling rate of both milks by time were obtained. The kinetics dependence of the freeze-drying process of cow milk and camel milk are presented in Figure 2.

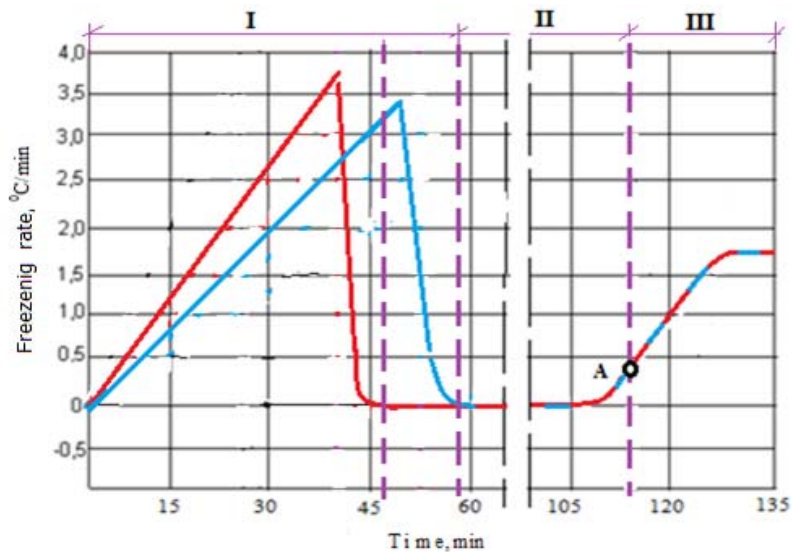


Figure 2 – Kinetics dependence of the freezing process of cow milk (a red curve) and camel milk (a blue curve)
 I – cooled and supercooled phase, II - isothermal area and a phase transformation of water into ice,
 III – ice forming phase

Figure 2 shows availability of an area with a zero cooling rate that corresponding to the isothermal field of moisture crystallization beginning in cow milk and camel milk. In addition, it can be determined the end point of the crystallization process of free and bound moisture: it corresponds to the inflection point on the cooling rate curve (point A) or $t=-3^{\circ}\text{C}$.

Study of the amount of frozen water in cow milk and camel milk

The following step in our study was a research of the amount of frozen water in cow milk and camel milk. The obtained results are presented in Figure 3.

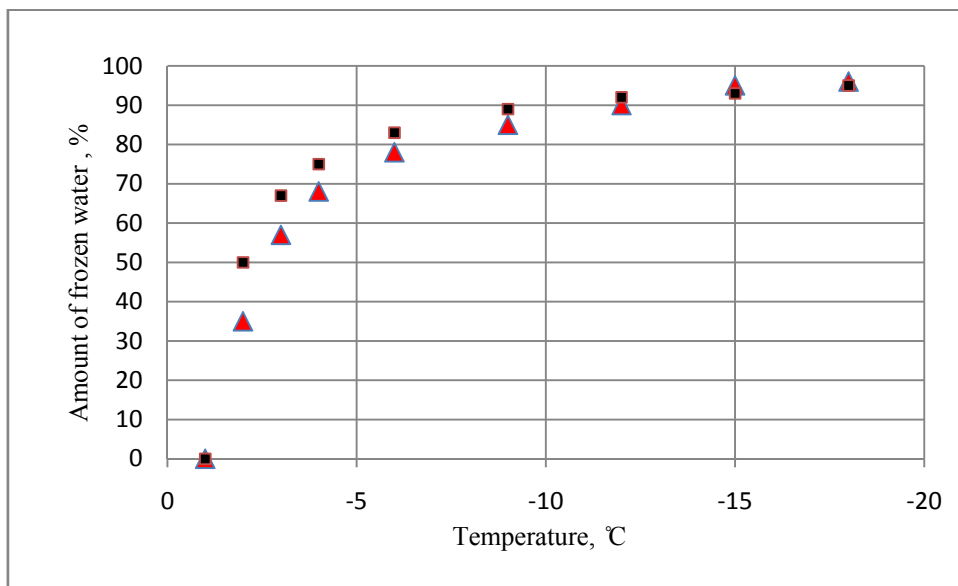


Figure 3 - The amount of frozen water in cow milk (□) and camel milk (Δ)

Analysis of Figure 3 shows that in the range from the cryoscopic temperature till $-5\text{ }^{\circ}\text{C}$ in the composition of camel milk, over 70% of the moisture freezes. However, over 80 % of water is frozen in cow milk. At the subsequent temperature decreasing a dependence on the amount of frozen water by a temperature for both types of milks have a monotonously increasing behaviour.

For example, in camel milk, at the temperature range from $-5\text{ }^{\circ}\text{C}$ till $-10\text{ }^{\circ}\text{C}$ 88% of water is frozen, then at the temperature range from $-10\text{ }^{\circ}\text{C}$ till $-15\text{ }^{\circ}\text{C}$, up to 95% of moisture is frozen, and at temperature $-20\text{ }^{\circ}\text{C}$ 96% of water is frozen. In cow milk at the temperature range from $-5\text{ }^{\circ}\text{C}$ till $-10\text{ }^{\circ}\text{C}$ freezes 91 % of moisture, then at the temperature range from $-10\text{ }^{\circ}\text{C}$ till $-15\text{ }^{\circ}\text{C}$ freezes like in camel milk up to 95% moisture, and at temperature $-20\text{ }^{\circ}\text{C}$ 96% of water is frozen.

Based on the above mentioned, it can be concluded that from the point of view of energy savings, lowering the minus temperature below $t=-15\text{ }^{\circ}\text{C}$ is economically unprofitable. Because if it is considered a refrigeration machine, where a cold is produced, for the lowering of the temperature in one $^{\circ}\text{C}$, the power consumption for the production of cold increases for 4,5%.

Conclusion

In the freeze-drying process of cow milk and camel milk, three areas of temperature variations were identified. The first freezing period for camel milk duration is 46 minutes, and for cow milk is 72 minutes. At the second area the phase transformation of water contained in cow milk and camel milk into ice is present. For cow milk duration is 44 minutes, i.e. from 72 minutes to 116 minutes, and for camel milk is 70 minutes, i.e. from 46 minutes to 116 minutes. The third area has a comparably short time for both milks, and the weakly bound water completely transforms into ice. The duration of this area for both types of milk is 15 minutes, i.e. from 116 minutes to 135 minutes.

The kinetics dependence of the freeze-drying process indicates the inflection point of the cooling rate at the temperature $t=-0,5^{\circ}\text{C}$. The study of patterns of the freeze-drying process shows the major part of the water contained in the cow milk and camel milk, frozen till a temperature of $t=-10\text{ }^{\circ}\text{C}$. From the point of view of energy savings, lowering the minus temperature below $t=-15\text{ }^{\circ}\text{C}$ is economically disadvantageous. Therefore, in the case of using of vacuum - freeze drying process of cow milk and camel milk, the lower limit of the sublimation temperature, a temperature of $-13\text{ }^{\circ}\text{C} \dots -15\text{ }^{\circ}\text{C}$ is recommended.

УДК: 637.133.1

У.У. Тастемирова¹, Р.С. Алибеков², И. Ципровича³, А.У. Шингисов², Р.Б. Мұхтарханова¹, Э.У. Майлыбаева²

¹Алматы Технологиялық Университеті, Төле би көшесі, 100, Алматы, 050012, Қазақстан;

²М.Әуезов атындағы Оңтүстік Қазақстан Мемлекеттік Университеті,

Тәуке хан даңғылы, 5, Шымкент, 160012, Қазақстан;

³Латвияның табиғи ғылымдар және технологиялар университеті, Рижская көшесі, 22, Елгава, LV 3004, Латвия

СЫЫР МЕН ТҮЙЕ СҮТІНІҢ МҰЗДАТУНЫҢ ОҢТАЙЛЫ ТЕМПЕРАТУРАСЫ

Аннотация. Сыыр сүті мен түйе сүтін мұздату кезінде температураның өзгеруінің үш аймағы анықталды. Атап айтқанда, бірінші кезеңде сүттің екі түрі де салқындатылады, содан кейін аса салқындатылады және одан әрі мұз кристалдарының пайда болу процесі жүреді. Екінші учаскеде изотермиялық аймақ байқалып, судың мұзға фазалық айналуы байқалды. Үшінші кезеңде сыыр және түйе сүтіндегі әлсіз байланысқан су толығымен мұзға өтті. Қатып қалған ылғал мөлшерінің өзгеру сипатын зерттеу негізінде минус $T=-15^{\circ}\text{C}$ температурада сүттің екі түрлерінде болатын судың 95% - дан астамы мұздатылады және температураның одан әрі төмендеуі бірқалыпты азырақ өсіп келе жатқан сипатқа ие болды. Демек, сыыр сүті мен түйе сүтін мұздату кезінде энергияны үнемдеу және бастапқы қасиеттерін барынша сақтау тұрғысынан сублимация температурасының оңтайлы диапазоны ұсынылды.

Кілт сөздер: сүт, мұздатылған ылғал, изотермиялық процесс, еркін және байланысқан су.

УДК: 637.133.1

У.У. Тастемирова¹, Р.С. Алибеков², И. Ципровича³, А.У. Шингисов², Р.Б. Мухтарханова¹, Э.У. Майлыбаева²

¹Алматинский Технологический Университет, ул.Төле-би, 100, Алматы, 050012, Казахстан;

²Южно-Казахстанский Государственный Университет имени М.Ауэзова, проспект Тауке Хана, 5, Шымкент, 160012, Казахстан;

³Университет естественных наук и технологий Латвии, ул.Рижская, 22, Елгава, LV 3004, Латвия

ОПТИМАЛЬНАЯ ТЕМПЕРАТУРА ЗАМОРАЖИВАНИЯ КОРОВЬЕГО МОЛОКА И ВЕРБЛЮЖЬЕГО МОЛОКА

Аннотация. В процессе замораживания коровьего молока и верблюжьего молока были выявлены три области изменения температуры. В частности, в первый период оба типа молока охлаждаются, затем переохлаждаются и далее происходит процесс образования кристаллов льда. На втором участке наблюдалась изотермическая область, и присутствовало фазовое превращение воды в лед. На третьем этапе слабосвязанная вода, содержащаяся в коровьем молоке и верблюьем молоке, полностью переходила в лед. На основании изучения характера изменений количества замерзшей влаги было установлено, что при температуре минус $T = -15^{\circ}\text{C}$ более 95% воды, содержащейся в обоих типах молока, замораживается, и дальнейшее снижение температуры имело монотонно незначительно возрастающее поведение. Следовательно, с точки зрения экономии энергии и максимального сохранения первоначальных качеств, при замораживании коровьего молока и верблюжьего молока, рекомендуется оптимальный диапазон температур сублимации.

Ключевые слова: молоко, замороженная влага, изотермический процесс, свободная и связанная вода

Information about the authors:

UkilimTastemirova – Doctoral student, Almaty Technological University, Almaty, Kazakhstan, e-mail: ib_tu@mail.ru, ORCID: <https://orcid.org/0000-0002-7078-0044>;

RavshanbekAlibekov - PhD in Chemistry, As. Professor, M.Auezov' South-Kazakhstan State University, Kazakhstan, e-mail: ralibekov@hotmail.com, ORCID: <https://orcid.org/0000-0002-0723-3101>;

Inga Ciprovica -Doctor of Engineering Sciences, Professor, Latvia University of Life Sciences and Technologies, Jelgava. Latvia, e-mail: Inga.Ciprovica@llu.lv, ORCID: <https://orcid.org/0000-0003-4495-4845>;

AzretShingisov – Doctor of Technical Sciences, Professor, M.Auezov' South-Kazakhstan State University, Kazakhstan, e-mail: azret_utebai@mail.ru, ORCID: <https://orcid.org/0000-0002-0726-8232>;

RauanMukhtarkhanova, PhD in Technics, Professor, Almaty Technological University, Almaty, Kazakhstan, e-mail: rauan_78@mail.ru, ORCID: <https://orcid.org/0000-0001-8731-5600>;

Elvira Mailybaeva, Master in Technics, Senior Teacher, M.Auezov' South-Kazakhstan State University, Kazakhstan, e-mail: emu1204@mail.ru, ORCID: <https://orcid.org/0000-0002-6322-4496>

REFERENCES

[1] Brezovečki A., Čagalj M., Dermić Z.F., Mikulec N., Ljoljić D. B., Antunac N. (2015). Camel milk and milk products. *Mljekarstvo/Dairy*, 65(2), 81-90 <http://dx.doi.org/10.15567/mljekarstvo.2015.0202>

[2] Chizhov G. B. (1979). *Термофизические процессы в холодильной технологии пищевых продуктов* [Thermophysical processes in refrigeration technology of food products]. Moscow, 1979, 271 (in Russian)

[3] Chomanov U.Ch., Shingisov A.U. (2016). *Sovershenstvovaniyatehnologiiivakuum-sublacionnojsushkikumysaishubata* (Improving of the vacuum freeze-drying technology of koumiss and shubat). Monography, Almaty: TOO «378», 272 (in Russian)

[4] Garcia-Amezquita LE, Welti-Chanes J, Vergara-Balderas FT, Bermúdez-Aguirre D. (2016). Freeze-drying: the Basic Process. Reference Module in Food Science from Encyclopedia of Food and Health, Academic Press Oxford, 104-109 <http://dx.doi.org/10.1016/B978-0-12-384947-2.00328-7>

[5] Kamberbaev A.J. (2001). The role of water in food products and its function. Almaty, 203 (in Russian)

[6] Orymbetova G.E., Conficoni D., Kassymova M.K., Kobzhasarova Z.I., Orymbetov E.M., Shambulova G.D. (2018) Risk assessment of lead in milk and dairy products. *News of the National Academy of Sciences of the Republic of Kazakhstan-Series Chemistry and Technology*, 6(432), 23-28 <https://doi.org/10.32014/2018.2518-1491.22>

[7] Semenov G.V., Kasianov G.I. (2002). *Sushkasyr'ja: mjaso, ryba, ovoshhi, frukty, moloko*. (Drying of raw: meat, fish, vegetables, fruits, milk). Rostov-on-Don: TOO «MarT», 112 (in Russian)

[8] Semenov G.V., Krasnova I.S. (2013). *Vakuumnajasublacionnajasushka* (Vacuum freeze-drying). Moscow: DeLipljus, 264 (in Russian)

[9] Kantureeva G.O., Defrancesco E, Alibekov R.S., Urazbayeva K.A., Efimova I.E. (2018). New trends in the identification of the traditional food products of Kazakhstan. *News of the National Academy of Sciences of the Republic of Kazakhstan-Series Chemistry and Technology*, 5(431), 6-12 <http://dx.doi.org/10.32014/2018.2518-1491.1>

[10] Myrkalykov B., Shingisov A., Ospanov A., Simov Z., Latif A., Aripbaeva A. (2018). Freeze Drying of Sheep Milk: Calculating Process Duration. *European Online Journal of Natural and Social Sciences*; 7(2), 460-470 <http://european-science.com/eojnss/article/view/5281>

[11] Olenev Y.A. (1983). Energy outage moisture during the hardening ice cream. *Refrigeration technics*, 1(5), 41-42 (in Russian)

[12] Shingisov A.U., Alibekov R. S. (2017). Analysis of the moisture evaporation process during vacuum freeze-drying of koumiss and shubat. *Heat and Mass Transfer*, 53(5), 1571-1578 <http://dx.doi.org/10.1007/s00231-016-1920-4>

[13] Shingisov A., Alibekov R., Nurseitova Z., Orymbetova G., Kantureeva G., Mailybaeva E. (2015). Desorption isotherms of the koumiss and shubat clots enriched by various additives. *Modern Applied Science*, 9(8), 409 <http://dx.doi.org/10.5539/mas.v9n8p409>

[14] Sulieman A.M.E., Elamin O. M., Elkhalfia E. A., Laleye L.A. (2018). Comparative Study of Physicochemical Properties of Freeze-dried Camel's Milk and Cow's Milk Powder. *Discourse Journal of Agriculture and Food Sciences*, 6(2), 11-16 <http://www.resjournals.org/JAFS/PDF/2018/March/Sulieman%20et%20al.pdf>

Publication Ethics and Publication Malpractice in the journals of the National Academy of Sciences of the Republic of Kazakhstan

For information on Ethics in publishing and Ethical guidelines for journal publication see <http://www.elsevier.com/publishingethics> and <http://www.elsevier.com/journal-authors/ethics>.

Submission of an article to the National Academy of Sciences of the Republic of Kazakhstan implies that the described work has not been published previously (except in the form of an abstract or as part of a published lecture or academic thesis or as an electronic preprint, see <http://www.elsevier.com/postingpolicy>), that it is not under consideration for publication elsewhere, that its publication is approved by all authors and tacitly or explicitly by the responsible authorities where the work was carried out, and that, if accepted, it will not be published elsewhere in the same form, in English or in any other language, including electronically without the written consent of the copyright-holder. In particular, translations into English of papers already published in another language are not accepted.

No other forms of scientific misconduct are allowed, such as plagiarism, falsification, fraudulent data, incorrect interpretation of other works, incorrect citations, etc. The National Academy of Sciences of the Republic of Kazakhstan follows the Code of Conduct of the Committee on Publication Ethics (COPE), and follows the COPE Flowcharts for Resolving Cases of Suspected Misconduct (http://publicationethics.org/files/u2/New_Code.pdf). To verify originality, your article may be checked by the Cross Check originality detection service <http://www.elsevier.com/editors/plagdetect>.

The authors are obliged to participate in peer review process and be ready to provide corrections, clarifications, retractions and apologies when needed. All authors of a paper should have significantly contributed to the research.

The reviewers should provide objective judgments and should point out relevant published works which are not yet cited. Reviewed articles should be treated confidentially. The reviewers will be chosen in such a way that there is no conflict of interests with respect to the research, the authors and/or the research funders.

The editors have complete responsibility and authority to reject or accept a paper, and they will only accept a paper when reasonably certain. They will preserve anonymity of reviewers and promote publication of corrections, clarifications, retractions and apologies when needed. The acceptance of a paper automatically implies the copyright transfer to the National Academy of Sciences of the Republic of Kazakhstan.

The Editorial Board of the National Academy of Sciences of the Republic of Kazakhstan will monitor and safeguard publishing ethics.

Правила оформления статьи для публикации
в журнале смотреть на сайте:

www.nauka-nanrk.kz

<http://chemistry-technology.kz/index.php/en/arhiv>

ISSN 2518-1491 (Online), ISSN 2224-5286 (Print)

Редакторы: *М. С. Ахметова, Т. А. Апендиев, Аленов Д. С.*
Верстка на компьютере *А. М. Кульгинбаевой*

Подписано в печать 05.06.2019.
Формат 60x881/8. Бумага офсетная. Печать – ризограф.
5.7 п.л. Тираж 300. Заказ 3.