

ISSN 2518-1491 (Online),
ISSN 2224-5286 (Print)

ҚАЗАҚСТАН РЕСПУБЛИКАСЫ
ҰЛТТЫҚ ҒЫЛЫМ АКАДЕМИЯСЫНЫҢ

Д.В.Сокольский атындағы «Жанармай,
катализ және электрохимия институты» АҚ

Х А Б А Р Л А Р Ы

ИЗВЕСТИЯ

НАЦИОНАЛЬНОЙ АКАДЕМИИ НАУК
РЕСПУБЛИКИ КАЗАХСТАН
АО «Институт топлива, катализа и
электрохимии им. Д.В. Сокольского»

NEWS

OF THE ACADEMY OF SCIENCES
OF THE REPUBLIC OF KAZAKHSTAN
JSC «D.V. Sokolsky institute of fuel, catalysis
and electrochemistry»

SERIES
CHEMISTRY AND TECHNOLOGY

3 (435)

MAY - JUNE 2019

PUBLISHED SINCE JANUARY 1947

PUBLISHED 6 TIMES A YEAR

ALMATY, NAS RK

NAS RK is pleased to announce that News of NAS RK. Series of chemistry and technologies scientific journal has been accepted for indexing in the Emerging Sources Citation Index, a new edition of Web of Science. Content in this index is under consideration by Clarivate Analytics to be accepted in the Science Citation Index Expanded, the Social Sciences Citation Index, and the Arts & Humanities Citation Index. The quality and depth of content Web of Science offers to researchers, authors, publishers, and institutions sets it apart from other research databases. The inclusion of News of NAS RK. Series of chemistry and technologies in the Emerging Sources Citation Index demonstrates our dedication to providing the most relevant and influential content of chemical sciences to our community.

Қазақстан Республикасы Ұлттық ғылым академиясы "ҚР ҰҒА Хабарлары. Химия және технология сериясы" ғылыми журналының Web of Science-тің жаңаланған нұсқасы Emerging Sources Citation Index-те индекстелуге қабылданғанын хабарлайды. Бұл индекстелу барысында Clarivate Analytics компаниясы журналды одан әрі the Science Citation Index Expanded, the Social Sciences Citation Index және the Arts & Humanities Citation Index-ке қабылдау мәселесін қарастыруда. Web of Science зерттеушілер, авторлар, баспашылар мен мекемелерге контент тереңдігі мен сапасын ұсынады. ҚР ҰҒА Хабарлары. Химия және технология сериясы Emerging Sources Citation Index-ке енуі біздің қоғамдастық үшін ең өзекті және беделді химиялық ғылымдар бойынша контентке адалдығымызды білдіреді.

НАН РК сообщает, что научный журнал «Известия НАН РК. Серия химии и технологий» был принят для индексирования в Emerging Sources Citation Index, обновленной версии Web of Science. Содержание в этом индексировании находится в стадии рассмотрения компанией Clarivate Analytics для дальнейшего принятия журнала в the Science Citation Index Expanded, the Social Sciences Citation Index и the Arts & Humanities Citation Index. Web of Science предлагает качество и глубину контента для исследователей, авторов, издателей и учреждений. Включение Известия НАН РК в Emerging Sources Citation Index демонстрирует нашу приверженность к наиболее актуальному и влиятельному контенту по химическим наукам для нашего сообщества.

Б а с р е д а к т о р ы
х.ғ.д., проф., ҚР ҰҒА академигі **М.Ж. Жұрынов**

Р е д а к ц и я а л қ а с ы:

Ағабеков В.Е. проф., академик (Белорус)
Волков С.В. проф., академик (Украина)
Воротынцев М.А. проф., академик (Ресей)
Газалиев А.М. проф., академик (Қазақстан)
Ергожин Е.Е. проф., академик (Қазақстан)
Жармағамбетова А.К. проф. (Қазақстан), бас ред. орынбасары
Жоробекова Ш.Ж. проф., академик (Қырғыстан)
Иткулова Ш.С. проф. (Қазақстан)
Манташян А.А. проф., академик (Армения)
Пралиев К.Д. проф., академик (Қазақстан)
Баешов А.Б. проф., академик (Қазақстан)
Бүркітбаев М.М. проф., академик (Қазақстан)
Джусипбеков У.Ж. проф. корр.-мүшесі (Қазақстан)
Молдахметов М.З. проф., академик (Қазақстан)
Мансуров З.А. проф. (Қазақстан)
Наурызбаев М.К. проф. (Қазақстан)
Рудик В. проф., академик (Молдова)
Рахимов К.Д. проф. академик (Қазақстан)
Стрельцов Е. проф. (Белорус)
Тәшімов Л.Т. проф., академик (Қазақстан)
Тодераш И. проф., академик (Молдова)
Халиков Д.Х. проф., академик (Тәжікстан)
Фарзалиев В. проф., академик (Әзірбайжан)

«ҚР ҰҒА Хабарлары. Химия және технология сериясы».

ISSN 2518-1491 (Online),

ISSN 2224-5286 (Print)

Меншіктенуші: «Қазақстан Республикасының Ұлттық ғылым академиясы» Республикалық қоғамдық бірлестігі (Алматы қ.)

Қазақстан республикасының Мәдениет пен ақпарат министрлігінің Ақпарат және мұрағат комитетінде 30.04.2010 ж. берілген №1089-Ж мерзімдік басылым тіркеуіне қойылу туралы куәлік

Мерзімділігі: жылына 6 рет.

Тиражы: 300 дана.

Редакцияның мекенжайы: 050010, Алматы қ., Шевченко көш., 28, 219 бөл., 220, тел.: 272-13-19, 272-13-18,
<http://chemistry-technology.kz/index.php/en/arhiv>

© Қазақстан Республикасының Ұлттық ғылым академиясы, 2019

Типографияның мекенжайы: «Аруна» ЖК, Алматы қ., Муратбаева көш., 75.

Главный редактор
д.х.н., проф., академик НАН РК **М. Ж. Журинов**

Редакционная коллегия:

Агабеков В.Е. проф., академик (Беларусь)
Волков С.В. проф., академик (Украина)
Воротынцев М.А. проф., академик (Россия)
Газалиев А.М. проф., академик (Казахстан)
Ергожин Е.Е. проф., академик (Казахстан)
Жармагамбетова А.К. проф. (Казахстан), зам. гл. ред.
Жоробекова Ш.Ж. проф., академик (Кыргызстан)
Иткулова Ш.С. проф. (Казахстан)
Манташян А.А. проф., академик (Армения)
Пралиев К.Д. проф., академик (Казахстан)
Баешов А.Б. проф., академик (Казахстан)
Буркитбаев М.М. проф., академик (Казахстан)
Джусипбеков У.Ж. проф. чл.-корр. (Казахстан)
Мулдахметов М.З. проф., академик (Казахстан)
Мансуров З.А. проф. (Казахстан)
Наурызбаев М.К. проф. (Казахстан)
Рудик В. проф., академик (Молдова)
Рахимов К.Д. проф. академик (Казахстан)
Стрельцов Е. проф. (Беларусь)
Ташимов Л.Т. проф., академик (Казахстан)
Тодераш И. проф., академик (Молдова)
Халиков Д.Х. проф., академик (Таджикистан)
Фарзалиев В. проф., академик (Азербайджан)

«Известия НАН РК. Серия химии и технологии».

ISSN 2518-1491 (Online),

ISSN 2224-5286 (Print)

Собственник: Республиканское общественное объединение «Национальная академия наук Республики Казахстан» (г. Алматы)

Свидетельство о постановке на учет периодического печатного издания в Комитете информации и архивов Министерства культуры и информации Республики Казахстан №10893-Ж, выданное 30.04.2010 г.

Периодичность: 6 раз в год

Тираж: 300 экземпляров

Адрес редакции: 050010, г. Алматы, ул. Шевченко, 28, ком. 219, 220, тел. 272-13-19, 272-13-18,
<http://chemistry-technology.kz/index.php/en/arhiv>

© Национальная академия наук Республики Казахстан, 2019

Адрес редакции: 050100, г. Алматы, ул. Кунаева, 142,
Институт органического катализа и электрохимии им. Д. В. Сокольского,
каб. 310, тел. 291-62-80, факс 291-57-22, e-mail:orgcat@nursat.kz

Адрес типографии: ИП «Аруна», г. Алматы, ул. Муратбаева, 75

E d i t o r i n c h i e f

doctor of chemistry, professor, academician of NAS RK **M.Zh. Zhurinov**

E d i t o r i a l b o a r d :

Agabekov V.Ye. prof., academician (Belarus)
Volkov S.V. prof., academician (Ukraine)
Vorotyntsev M.A. prof., academician (Russia)
Gazaliyev A.M. prof., academician (Kazakhstan)
Yergozhin Ye.Ye. prof., academician (Kazakhstan)
Zharmagambetova A.K. prof. (Kazakhstan), deputy editor in chief
Zhorobekova Sh.Zh. prof., academician (Kyrgyzstan)
Itkulova Sh.S. prof. (Kazakhstan)
Mantashyan A.A. prof., academician (Armenia)
Praliyev K.D. prof., academician (Kazakhstan)
Bayeshov A.B. prof., academician (Kazakhstan)
Burkitbayev M.M. prof., academician (Kazakhstan)
Dzhusipbekov U.Zh. prof., corr. member (Kazakhstan)
Muldakhmetov M.Z. prof., academician (Kazakhstan)
Mansurov Z.A. prof. (Kazakhstan)
Nauryzbayev M.K. prof. (Kazakhstan)
Rudik V. prof., academician (Moldova)
Rakhimov K.D. prof., academician (Kazakhstan)
Streltsov Ye. prof. (Belarus)
Tashimov L.T. prof., academician (Kazakhstan)
Toderash I. prof., academician (Moldova)
Khalikov D.Kh. prof., academician (Tadjikistan)
Farzaliyev V. prof., academician (Azerbaijan)

News of the National Academy of Sciences of the Republic of Kazakhstan. Series of chemistry and technology.
ISSN 2518-1491 (Online),
ISSN 2224-5286 (Print)

Owner: RPA "National Academy of Sciences of the Republic of Kazakhstan" (Almaty)

The certificate of registration of a periodic printed publication in the Committee of Information and Archives of the Ministry of Culture and Information of the Republic of Kazakhstan N 10893-Ж, issued 30.04.2010

Periodicity: 6 times a year

Circulation: 300 copies

Editorial address: 28, Shevchenko str., of. 219, 220, Almaty, 050010, tel. 272-13-19, 272-13-18,

<http://chemistry-technology.kz/index.php/en/arhiv>

© National Academy of Sciences of the Republic of Kazakhstan, 2019

Editorial address: Institute of Organic Catalysis and Electrochemistry named after D. V. Sokolsky
142, Kunayev str., of. 310, Almaty, 050100, tel. 291-62-80, fax 291-57-22,
e-mail: orgcat@nursat.kz

Address of printing house: ST "Aruna", 75, Muratbayev str, Almaty

NEWS

OF THE NATIONAL ACADEMY OF SCIENCES OF THE REPUBLIC OF KAZAKHSTAN
SERIES CHEMISTRY AND TECHNOLOGY

ISSN 2224-5286

<https://doi.org/10.32014/2019.2518-1491.31>

Volume 3, Number 435 (2019), 63 – 70

¹Kudaybergenov Kenes*, ^{1,3}Nyissanbayeva Gulnura*, ¹Ongarbayev Yerdos,
²Mansurov Zulkhair, ⁴R. Di Capua, ⁴M.Alfe, ⁴V.Gargiulo

¹al-Farabi Kazakh National University, ²Institute of Combustion Problems;

³Academy of Civil Aviation, 050012, Almaty, Republic of Kazakhstan;

⁴Institute of Research for Combustion-CNR, Naples, Italy

gulnur.83.29@mail.ru

SORPTION ABILITY OF MODIFIED NANO-CARBON MATERIALS

Abstract. In this work expanded graphite (EG) and carbonized rice husk (CRH) were obtained by heat treatment at different temperatures and by using different activating conditions. The samples were tested as sorbent for oil in water. The oil removal efficiency of carbonized rice husks and expanded graphite, were studied as an adsorbent for the removal of emulsified oils from wastewater. Results showed that the oil removal efficiency increased to 10-15 % in the case of EG samples after base leaching. As concerns as the carbonized rice husk samples the adsorption capacities are similar and no particular variation with the activation temperature are detected. As a general result the carbonization process induced an increase of the adsorption capacities. Samples were purified and characterized by SEM-EDAX, FTIR, elemental analysis, Proximate analysis and ICP MS.

Keywords: Carbonized rice husk; expanded graphite; Oily wastewater; Adsorbent; Oil removal efficiency.

Introduction

Oil and oil-derivative are the most dangerous water contaminants in Kazakhstan. The oil pollution causes serious environmental problems to aquatic organisms and humans due to the high toxicity of many oil components [8]. The removal of oil and oil-derivative from wastewater by adsorption on solid sorbents is one feasible option to purify waters. To this aim we have prepared solid carbon-based sorbents by heat treatment of natural graphite and rice husk [1]. The aim of my internship at IRC-CNR was the characterization of these materials and the collection of preliminary data about their oil adsorption capacity.

1. MATERIALS AND METHODS

Sample preparation

Natural graphite (NG) of the Zavalievsky deposit of Ukraine has been used (Zavalievsky Graphite Ltd., Ukraine, Kiev). Natural flake graphite, grade GTO-92, consist of 92.8 wt.% in carbon. Rice husk (RH) has been recovered from a deposit of the filed Kyzylorda in Kazakhstan. EG has been produced at al-Farabi University of Kazakhstan by a heat treatment method (Fig. 1). This is a very simple method in which a mechanical mixture of natural graphite and crystalline zinc nitrate hydrate ($Zn(NO_3)_2 \times 6H_2O$) has been heated in air in a muffle furnace for 20 minutes at variable final temperature. The experimental conditions are listed in the Table 1.



Figure 1 - Scheme of the synthesis of the expanded graphite

Table 1 - Experimental conditions for expanded graphite synthesis

Samples labels	Percentage of components, wt. %		Final temperature, °C
EG350(80/20)	20% NG	80% Zn(NO ₃) ₂ x 6 H ₂ O	350
EG 400(80/20)	20% NG	80% Zn(NO ₃) ₂ x 6 H ₂ O	400
EG 600 (80/20)	20% NG	80% Zn(NO ₃) ₂ x 6 H ₂ O	600
EG 800(80/20)	20% NG	80% Zn(NO ₃) ₂ x 6 H ₂ O	800
EG 500(70/30)	30% NG	70% Zn(NO ₃) ₂ x 6 H ₂ O	500
EG 600 (70/30)	30% NG	70% Zn(NO ₃) ₂ x 6 H ₂ O	600
EG 1000(80/20)	20% NG	80% FeCl ₃ x 6 H ₂ O	1000

The RH carbonization has been performed at the Institute of Combustion Problems in Kazakhstan. 15 g of RH were carbonized in a home-made reactor (Fig. 2) under argon atmosphere at different temperatures for 1 h (Table 2.).

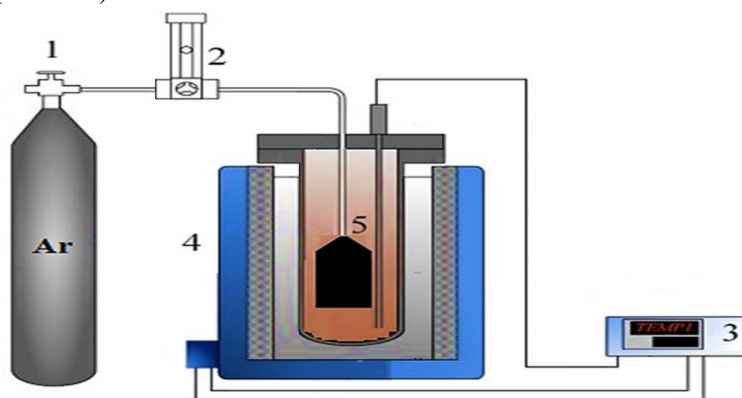


Figure 2 - Schematic diagram the RH carbonization setup. 1. argon cylinder, 2. mass flowmeter, 3. temperature controller, 4. carbonization reactor, 5. iron crucible

Table 2 - Experimental condition for carbonized RH synthesis

Samples labels	Carbonization temperature, °C	Carbonization time, hour
CRH 600	600	1
CRH 700	700	1
CRH 800	800	1
CRH 900	900	1

Washing. The samples have been purified at the IRC-CNR of Naples. 0.3 g of EG 600(70/30) and CRH 600 have been stirred with 50 mL of distilled water for 30 minutes and filtered on a Millipore FHUP 0.45 μm filter membrane. The solid has been recovered and allowed to dry at 105 °C overnight[2,8].

Base leaching. Base leaching treatment was performed in order to remove Zn oxide impurities from the graphitic surface. This treatment was performed on the two EG samples obtained with 70:30 ratio at 500 and 600 °C. These samples have been selected since they exhibited the highest carbon content among the EG samples obtained by using zinc nitrate as activation agent. The base treatment was performed on 0.4 g of material by adding 50 mL of 5M sodium hydroxide (NaOH) solution under stirring at the temperature of 90 °C for 2 h. After cooling to room temperature, the solid was recovered by filtration and washed until neutrality (about 200 ml of water)[3,8].

2. RESULTS AND DISCUSSION

Oil adsorption test.

Oil adsorption tests have been performed accordingly to the procedure reported in [5]. To this aim small boxes with a capacity of ~2 mL have been prepared by using a stainless steel metal grid (~100 μm pore dimensions) (Fig.3a). Each box has been filled with 0.1 g of sample (sample granulometry above 300 μm) and dipped for 5 minutes in a 100 mL beaker containing 50 mL of water and 1 g of oil (Figs. 3 b,c). After the oil adsorption, the box was allowed dripping for 24 hours (Fig. 3d). After that time the box with the sample was dried at 60 °C overnight. In the oil adsorption tests a commercial carbon black (CB N110 type) was also used for comparison[4,5].




Figure 3 - Oil adsorption procedure

The oil sorption capacity was calculated as follows [7]:

$$\text{Oil sorption capacity (g/g)} = (S_{st} - S_0) / S_0$$

Where S_0 is the initial mass of the sorbent, S_{st} is the weight of the spent sorbent (sorbent containing adsorbed oil at the end of the sorption test).

The results of the washing process are reported in Table 3.

Table 3 - Washing results

Name of samples	Water, ml	Time of mix, min	Yield, %
EG600(70/30)	50	30	93.5
CRH 600	50	30	94.2

The results of ICPMS analyses of the liquids recovered after washings are reported in the table below (Table 4).

Table 4 - ICP-MS results (quantities are expressed in ppm)

sample	EG 600(70/30)	CRH600
Na	67.45	165.8
Mg	522.1	936.6
K	236.3	15830
Ca	707.5	1047
Mn	13.82	46.6
Fe	<10	<10
Co	<10	<10
Ni	<10	<10
Cu	<10	<10
Zn	1636	5.648
As	<10	<10
Sr	4.096	11.64
Zr	<10	<10
Mo	0.6923	0.6515
Cd	0.7217	0.6565
Ba	1.515	0.703

The results of base leaching are reported in Table 5. It is worth of note that after this purification step about 40% of material (inorganic matter) was removed.

Table 5 - base leaching results

Name of samples	NaOH, mL	Time of stirring, h	Yield, %
EG500 (70/30)	50	2	62.6
EG600(70/30)	50	2	61.0

2.1 Materials morphology

SEM images in Fig. 4 show the typical structure of NG and of EG sample obtained at temperature 350 °C (EG350 (80/20)). As a result of thermal expansion graphite increases in volume due to the salts intercalation which leads to the formation of multilayer thermally expanded graphite.




Figure 4 -SEM images of natural graphite (NG, upper row) and expanded graphite obtained at the temperature of 350 °C (lower row) at different magnifications

The SEM imaging revealed that inorganic matter is present in EG350(70/30) sample, probably zinc or iron oxides (Fig. 5).




Figure 5 - SEM images of expanded graphite (EG350(70/30)) before NaOH treatment

SEM imaging was also performed on the expanded graphite after base leaching. The samples appear overall more homogeneous (Fig. 6).




Figure 6 - SEM images of expanded graphite (EG350(70/30)) before (left panel) and after (right panel) leaching by NaOH

SEM imaging on raw rice husk and carbonized rice husk at 600 °C (CRH600) are reported in figure 7.




Figure 7 - SEM images Rice husk (RH) and carbonized Rice husk (CRH600) at different magnifications

Overall it can be observed that the carbonization process does not significantly alter the macroscopic morphology of the RH.

The results of oil sorption capacity are shown in Table 6 and Fig. 8.

Sorbent	S _{St} , Mass of the spent sorbent (sorbent+oil), g	S ₀ , mass of sorbent, g	Oil sorption capacity, g/g
NG	0.42	0.10	1.8
EG 500(70/30) before leaching	0.99	0.10	6.0
EG 500(70/30) after leaching	0.87	0.10	7.1
EG 600(70/30) before leaching	1.1	0.10	5.6
EG 600(70/30) after leaching	0.78	0.10	6.2
RH	0.35	0.10	1.2
CRH 600	0.73	0.10	3.1
CRH 700	0.67	0.10	3.3
CRH 800	0.69	0.10	3.7
CRH 900	0.66	0.10	3.2
CB	0.56	0.10	2.6

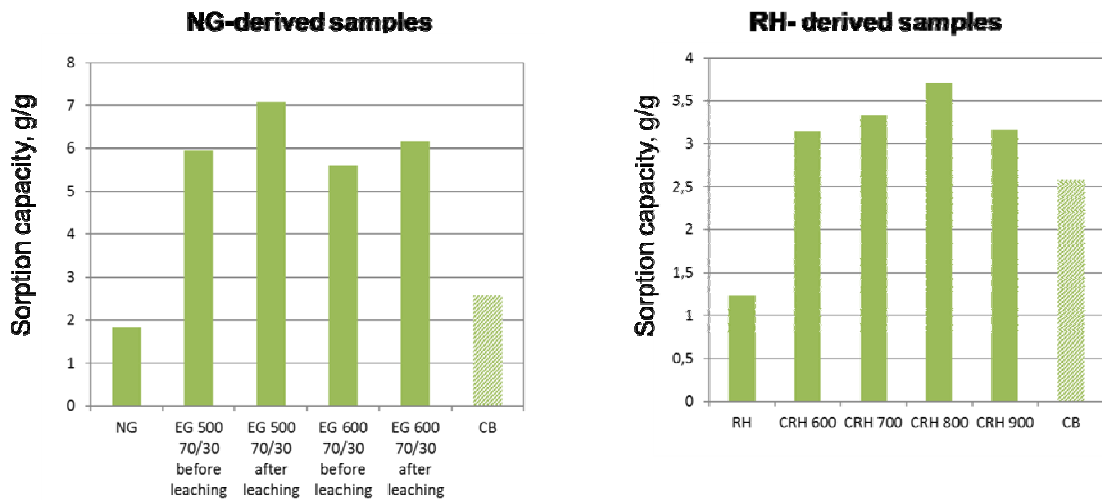


Figure 8. Comparison between NG-derived samples (left) and RH – derived samples (right). CB is also reported for comparison.

The oil adsorption results indicated that EG samples after base leaching are the best adsorbents with an increase of 10-15 % compared to the not purified samples. It is noteworthy that as a general trend all the EG samples exhibit an adsorption capacity at least three-fold higher than NG.

As concerns as the CRH samples the adsorption capacities are similar and no particular variation with the activation temperature are detected. As a general result the carbonization process induced an increase of the adsorption capacities[6].

It is worth to note that the adsorption capacities estimated for the all heat-treated samples are quite higher compared to available literature data [7,8], as reported in Fig. 9 where oil absorption performances of acetic anhydride treated corncobs, an abundant biodegradable agricultural waste, are reported.

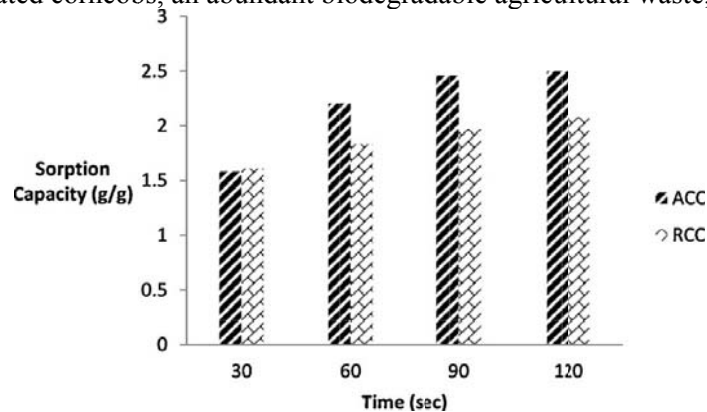


Figure 9 - Crude oil sorption capacity (g/g) of corncobs at different sorption time

3. Conclusions

In this work expanded graphite (EG) and carbonized rice husk (CRH) were obtained by heat treatment at different temperatures and by using different activating conditions. Samples were purified and characterized by SEM-EDAX, FTIR, elemental analysis, Proximate analysis and ICP MS. The samples were tested as sorbent for oil in water.

EG samples after base leaching are the best oil sorbents with an increase of 10-15 % compared to the not purified samples. It is noteworthy that as a general trend all the EG samples exhibit an adsorption capacity at least three-fold higher than NG.

As concerns as the carbonized rice husk samples the adsorption capacities are similar and no particular variation with the activation temperature are detected. As a general result the carbonization process induced an increase of the adsorption capacities.

It is worth to note that the adsorption capacities estimated for the all heat-treated samples are quite higher compared to available literature data.

¹Құдайбергенов Кенес *, ^{1,3}Нысанбаева Гульнура *, ¹Оңғарбаев Ердос,
²Мансуров Зулхайр, ^{Р. Ди Капуа}³, ^{М. Алфе}³, ^{В. Гаргиуло}³

¹Қазақстанның миллионнальнй университетим. аль-Фараби;

²Институт проблем горения;

³Академия гражданской авиации, 050012, Алматы, Республика Казахстан;

³Институт исследований горения-ИИГ, Неаполь, Италия

СОРБЦИОННАЯ СПОСОБНОСТЬ МОДИФИЦИРОВАННЫХ НАНО-УГЛЕРОДНЫХ МАТЕРИАЛОВ

Аннотация. В этой работе расширенный графит (РГ) и карбонизированная рисовая шелуха (КРШ) были получены термической обработкой при различных температурах и с использованием различных условий активации. Образцы были испытаны в качестве сорбента для нефти в воде. Эффективность удаления масла из карбонизированной рисовой шелухи и вспененного графита изучалась в качестве адсорбента для удаления эмульгированных масел из сточных вод. Результаты показали, что эффективность удаления масла увеличилась до 10-15% в случае образцов РГ после основного выщелачивания. Что касается образцов карбонизированной рисовой шелухи, адсорбционные способности аналогичны, и никаких особых изменений в зависимости от температуры активации не обнаружено. Как общий результат, процесс карбонизации вызвал увеличение адсорбционной емкости. Образцы были очищены и охарактеризованы с помощью SEM-EDAX, FTIR, элементного анализа, проксимального анализа и ICP MS.

Ключевые слова: Карбонизированная рисовая шелуха, расширенный графит, масляные сточные воды, адсорбент, эффективность удаления масла.

¹Құдайбергенов Кенес *, ^{1,3}Нысанбаева Гульнура *, ¹Оңғарбаев Ердос,
²Мансуров Зулхайр, ⁴R. Di Capua, ⁴M. Alfe, ⁴V. Gargiulo

¹Әл-арабиатындағы ҚазҰУ;

²Жану проблемалары институты;

³Азаматтық авиация академиясы, 050012, Алматы қ., Қазақстан Республикасы;

⁴Жану зерттеу институты -ЖЗИ, Неаполь, Италия

МОДИФИЦИРОВАННЫЕ НАНО-УГЛЕРОДНЫЕ МАТЕРИАЛЫ И ИХ СОРБЦИОННЫЕ СВОЙСТВА

Аннотация. В этой работе расширенный графит (EG) и карбонизированная рисовая шелуха (CRH) были получены термической обработкой при различных температурах и с использованием различных условий активации. Образцы были очищены и охарактеризованы с помощью SEM-EDAX, FTIR, элементного анализа, проксимального анализа и ICP MS. Образцы были испытаны в качестве сорбента для нефти в воде. Эффективность удаления масла из карбонизированной рисовой шелухи и вспененного графита изучалась в качестве адсорбента для удаления эмульгированных масел из сточных вод. Результаты показали, что эффективность удаления масла увеличилась до 10-15% в случае образцов РГ после основного выщелачивания. Что касается образцов карбонизированной рисовой шелухи, адсорбционные способности аналогичны, и никаких особых изменений в зависимости от температуры активации не обнаружено. Как общий результат, процесс карбонизации вызвал увеличение адсорбционной емкости. Образцы были очищены и охарактеризованы с помощью SEM-EDAX, FTIR, элементного анализа, проксимального анализа и ICP MS.

Жалпы нәтиже ретінде карбонизациялау процесі адсорбциялық мүмкіндіктерді арттырды. Үлгілер тазартылды және SEM-EDAX, FTIR, элементальды талдау, Шамамен талдау және ICP MS сипатталды.

Түйін сөздер: Карбонизделген күріш қаузы, кеңейтілген графит, су бетіндегі мұнай, адсорбент, эффективтілікті жою.

Information about authors:

Kudaibergenov Kenes Kakimovich - PhD KazNU named after Al-Farabi, Acting Associate Professor, Deputy Head of the Department of Chemical Physics and Materials Science, kenes_85_85@mail.ru, Al-Farabi Avenue, 71, Almaty, Kazakhstan;

Nysanbayeva Gulnura Ryskulovna - PhD, 3rd year student of Al-Farabi Kazakh National University, Department of Chemical Physics of Materials Science, gulnur.83.29@mail.ru, 71 Al-Farabi Avenue, Almaty, Kazakhstan;

Nysanbayeva Gulnura Ryskulovna - Lecturer in Chemistry, Academy of Civil Aviation, gulnur.83.29@mail.ru, Akhmetova, 44, Almaty, Kazakhstan;

Ongarbayev Yerdos Kalimullaevich - professor, Al-Farabi Kazakh National University, Department of Chemical Physics of Materials Science, 71 Al-Farabi Avenue, Almaty, Kazakhstan;

Mansurov Zulhair Aimukhamedovich - Professor, Al-Farabi Kazakh National University, Department of Chemical Physics of Materials Science, 71 Al-Farabi Avenue, Almaty, Kazakhstan;

Di Capua R. - PhD Institute of Research for Combustion-CNR, Naples, Italy;

Alfe M. - PhD Institute of Research for Combustion-CNR, Naples, Italy;

Gargiulo V. - PhD Institute of Research for Combustion-CNR, Naples, Italy

REFERENCES

[1] S. Azat, Zh.Ye. Sartova, Z.A. Mansurov, R.L.D. Whitby Utilization of rice husk ash as an alternative source for the production silica nanoparticles//News of the National Academy of Sciences of the Republic of Kazakhstan. Series of chemistry and technology 10 (422), 2017 P.38-44.

[2] A.L. Ahmad. S. Sumathi. B.H. Hameed Residual oil and suspended solid removal using natural adsorbents chitosan. bentonite and activated carbon: A comparative study. Chemical Engineering Journal 108 (2005) P.179-185.

[3] Khaled Okiel. Mona El-Sayed. Mohamed Y. El-Kady Treatment of oil-water emulsions by adsorption onto activated carbon. bentonite and deposited carbon. Egyptian Journal of Petroleum (2011) P.9-15.

[4] MdShahinoor Islam. Kerry N. McPhedran. Selamawit A. Messele. Yang Liu. Mohamed Gamal El-Din Isotherm and kinetic studies on adsorption of oil sands process-affected water organic compounds using granular activated carbon. Chemosphere 202 (2018) P.716-725.

[5] Abba Chetima. Abdoul Wahabou. Gaston Zomegni. AbdoulNtieche Rahman. Divine BupNde Bleaching of neutral cotton seed oil using organic activated carbon in a batch system: Kinetics and adsorption isotherms. MDPI journal (2018) P.6-22.

[6] Y. Zhao. C. Zhang. Pollution control and Resource Reuse for Alkaline Hydrometallurgy of Amphoteric metal hazardous wastes. (2017) P.405.

[7] J.O. Nwadiogbu. V.I.E.Ajiwe. P.A.C. Okoye Removal of crude oil from aqueous medium by sorption on hydrophobic corncobs: Equilibrium and kinetic studies // Journal of TaibahUnivesity for Science 10 (2016) P.56-63.

[8] M. A. Mukhamedzhanov, Jai Sagin, L. M. Kazanbaeva, I. K. Rakhmetov Influence of anthropogenic factors On hydrogeochemical conditions Of underground drinking Waters of kazakhstan //News of the National Academy of Sciences of the Republic of Kazakhstan. Series of geology and technology sciences. Volume 3(429) 2018, P.6-11 <https://doi.org/10.32014/2018.2518-170X.1> ISSN 2518-170X (Online), ISSN 2224-5278 (Print).

Publication Ethics and Publication Malpractice in the journals of the National Academy of Sciences of the Republic of Kazakhstan

For information on Ethics in publishing and Ethical guidelines for journal publication see <http://www.elsevier.com/publishingethics> and <http://www.elsevier.com/journal-authors/ethics>.

Submission of an article to the National Academy of Sciences of the Republic of Kazakhstan implies that the described work has not been published previously (except in the form of an abstract or as part of a published lecture or academic thesis or as an electronic preprint, see <http://www.elsevier.com/postingpolicy>), that it is not under consideration for publication elsewhere, that its publication is approved by all authors and tacitly or explicitly by the responsible authorities where the work was carried out, and that, if accepted, it will not be published elsewhere in the same form, in English or in any other language, including electronically without the written consent of the copyright-holder. In particular, translations into English of papers already published in another language are not accepted.

No other forms of scientific misconduct are allowed, such as plagiarism, falsification, fraudulent data, incorrect interpretation of other works, incorrect citations, etc. The National Academy of Sciences of the Republic of Kazakhstan follows the Code of Conduct of the Committee on Publication Ethics (COPE), and follows the COPE Flowcharts for Resolving Cases of Suspected Misconduct (http://publicationethics.org/files/u2/New_Code.pdf). To verify originality, your article may be checked by the Cross Check originality detection service <http://www.elsevier.com/editors/plagdetect>.

The authors are obliged to participate in peer review process and be ready to provide corrections, clarifications, retractions and apologies when needed. All authors of a paper should have significantly contributed to the research.

The reviewers should provide objective judgments and should point out relevant published works which are not yet cited. Reviewed articles should be treated confidentially. The reviewers will be chosen in such a way that there is no conflict of interests with respect to the research, the authors and/or the research funders.

The editors have complete responsibility and authority to reject or accept a paper, and they will only accept a paper when reasonably certain. They will preserve anonymity of reviewers and promote publication of corrections, clarifications, retractions and apologies when needed. The acceptance of a paper automatically implies the copyright transfer to the National Academy of Sciences of the Republic of Kazakhstan.

The Editorial Board of the National Academy of Sciences of the Republic of Kazakhstan will monitor and safeguard publishing ethics.

Правила оформления статьи для публикации
в журнале смотреть на сайте:

www.nauka-nanrk.kz

<http://chemistry-technology.kz/index.php/en/arhiv>

ISSN 2518-1491 (Online), ISSN 2224-5286 (Print)

Редакторы: *М. С. Ахметова, Т. А. Апендиев, Аленов Д. С.*
Верстка на компьютере *А. М. Кульгинбаевой*

Подписано в печать 05.06.2019.
Формат 60x881/8. Бумага офсетная. Печать – ризограф.
5.7 п.л. Тираж 300. Заказ 3.