

ISSN 2518-1491 (Online),
ISSN 2224-5286 (Print)

ҚАЗАҚСТАН РЕСПУБЛИКАСЫ
ҰЛТТЫҚ ҒЫЛЫМ АКАДЕМИЯСЫНЫҢ

Х А Б А Р Л А Р Ы

ИЗВЕСТИЯ

НАЦИОНАЛЬНОЙ АКАДЕМИИ НАУК
РЕСПУБЛИКИ КАЗАХСТАН

NEWS

OF THE ACADEMY OF SCIENCES
OF THE REPUBLIC OF KAZAKHSTAN

**ХИМИЯ ЖӘНЕ ТЕХНОЛОГИЯ
СЕРИЯСЫ**



**СЕРИЯ
ХИМИИ И ТЕХНОЛОГИИ**



**SERIES
CHEMISTRY AND TECHNOLOGY**

6 (426)

**ҚАРАША – ЖЕЛТОҚСАН 2017 Ж.
НОЯБРЬ – ДЕКАБРЬ 2017 г.
NOVEMBER – DECEMBER 2017**

1947 ЖЫЛДЫҢ ҚАҢТАР АЙЫНАН ШЫҒА БАСТАҒАН
ИЗДАЕТСЯ С ЯНВАРЯ 1947 ГОДА
PUBLISHED SINCE JANUARY 1947

ЖЫЛЫНА 6 РЕТ ШЫҒАДЫ
ВЫХОДИТ 6 РАЗ В ГОД
PUBLISHED 6 TIMES A YEAR

АЛМАТЫ, ҚР ҰҒА
АЛМАТЫ, НАН РК
ALMATY, NAS RK

Б а с р е д а к т о р ы
х.ғ.д., проф., ҚР ҰҒА академигі **М.Ж. Жұрынов**

Р е д а к ц и я а л қ а с ы:

Ағабеков В.Е. проф., академик (Белорус)
Волков С.В. проф., академик (Украина)
Воротынцев М.А. проф., академик (Ресей)
Газалиев А.М. проф., академик (Қазақстан)
Ергожин Е.Е. проф., академик (Қазақстан)
Жармағамбетова А.К. проф. (Қазақстан), бас ред. орынбасары
Жоробекова Ш.Ж. проф., академик (Қырғыстан)
Итқулова Ш.С. проф. (Қазақстан)
Манташян А.А. проф., академик (Армения)
Пралиев К.Д. проф., академик (Қазақстан)
Баешов А.Б. проф., академик (Қазақстан)
Бүркітбаев М.М. проф., академик (Қазақстан)
Джусипбеков У.Ж. проф. корр.-мүшесі (Қазақстан)
Молдахметов М.З. проф., академик (Қазақстан)
Мансуров З.А. проф. (Қазақстан)
Наурызбаев М.К. проф. (Қазақстан)
Рудик В. проф., академик (Молдова)
Рахимов К.Д. проф. академик (Қазақстан)
Стрельцов Е. проф. (Белорус)
Тәшімов Л.Т. проф., академик (Қазақстан)
Тодераш И. проф., академик (Молдова)
Халиков Д.Х. проф., академик (Тәжікстан)
Фарзалиев В. проф., академик (Әзірбайжан)

«ҚР ҰҒА Хабарлары. Химия және технология сериясы».

ISSN 2518-1491 (Online),

ISSN 2224-5286 (Print)

Меншіктенуші: «Қазақстан Республикасының Ұлттық ғылым академиясы» Республикалық қоғамдық бірлестігі (Алматы қ.)

Қазақстан республикасының Мәдениет пен ақпарат министрлігінің Ақпарат және мұрағат комитетінде 30.04.2010 ж. берілген №1089-Ж мерзімдік басылым тіркеуіне қойылу туралы куәлік

Мерзімділігі: жылына 6 рет.

Тиражы: 300 дана.

Редакцияның мекенжайы: 050010, Алматы қ., Шевченко көш., 28, 219 бөл., 220, тел.: 272-13-19, 272-13-18,
www.nauka-nanrk.kz/chemistry-technology.kz

© Қазақстан Республикасының Ұлттық ғылым академиясы, 2017

Типографияның мекенжайы: «Аруна» ЖК, Алматы қ., Муратбаева көш., 75.

Г л а в н ы й р е д а к т о р
д.х.н., проф., академик НАН РК **М. Ж. Журинов**

Р е д а к ц и о н н а я к о л л е г и я:

Агабеков В.Е. проф., академик (Беларусь)
Волков С.В. проф., академик (Украина)
Воротынцев М.А. проф., академик (Россия)
Газалиев А.М. проф., академик (Казахстан)
Ергожин Е.Е. проф., академик (Казахстан)
Жармагамбетова А.К. проф. (Казахстан), зам. гл. ред.
Жоробекова Ш.Ж. проф., академик (Кыргызстан)
Иткулова Ш.С. проф. (Казахстан)
Манташян А.А. проф., академик (Армения)
Пралиев К.Д. проф., академик (Казахстан)
Баешов А.Б. проф., академик (Казахстан)
Буркитбаев М.М. проф., академик (Казахстан)
Джусипбеков У.Ж. проф. чл.-корр. (Казахстан)
Мулдахметов М.З. проф., академик (Казахстан)
Мансуров З.А. проф. (Казахстан)
Наурызбаев М.К. проф. (Казахстан)
Рудик В. проф., академик (Молдова)
Рахимов К.Д. проф. академик (Казахстан)
Стрельцов Е. проф. (Беларусь)
Ташимов Л.Т. проф., академик (Казахстан)
Тодераш И. проф., академик (Молдова)
Халиков Д.Х. проф., академик (Таджикистан)
Фарзалиев В. проф., академик (Азербайджан)

«Известия НАН РК. Серия химии и технологии».

ISSN 2518-1491 (Online),

ISSN 2224-5286 (Print)

Собственник: Республиканское общественное объединение «Национальная академия наук Республики Казахстан» (г. Алматы)

Свидетельство о постановке на учет периодического печатного издания в Комитете информации и архивов Министерства культуры и информации Республики Казахстан №10893-Ж, выданное 30.04.2010 г.

Периодичность: 6 раз в год

Тираж: 300 экземпляров

Адрес редакции: 050010, г. Алматы, ул. Шевченко, 28, ком. 219, 220, тел. 272-13-19, 272-13-18,
<http://nauka-nanrk.kz/chemistry-technology.kz>

© Национальная академия наук Республики Казахстан, 2017

Адрес редакции: 050100, г. Алматы, ул. Кунаева, 142,
Институт органического катализа и электрохимии им. Д. В. Сокольского,
каб. 310, тел. 291-62-80, факс 291-57-22, e-mail:orgcat@nursat.kz

Адрес типографии: ИП «Аруна», г. Алматы, ул. Муратбаева, 75

E d i t o r i n c h i e f

doctor of chemistry, professor, academician of NAS RK **M.Zh. Zhurinov**

E d i t o r i a l b o a r d:

Agabekov V.Ye. prof., academician (Belarus)
Volkov S.V. prof., academician (Ukraine)
Vorotyntsev M.A. prof., academician (Russia)
Gazaliyev A.M. prof., academician (Kazakhstan)
Yergozhin Ye.Ye. prof., academician (Kazakhstan)
Zharmagambetova A.K. prof. (Kazakhstan), deputy editor in chief
Zhorobekova Sh.Zh. prof., academician (Kyrgyzstan)
Itkulova Sh.S. prof. (Kazakhstan)
Mantashyan A.A. prof., academician (Armenia)
Praliyev K.D. prof., academician (Kazakhstan)
Bayeshov A.B. prof., academician (Kazakhstan)
Burkitbayev M.M. prof., academician (Kazakhstan)
Dzhusipbekov U.Zh. prof., corr. member (Kazakhstan)
Muldakhmetov M.Z. prof., academician (Kazakhstan)
Mansurov Z.A. prof. (Kazakhstan)
Nauryzbayev M.K. prof. (Kazakhstan)
Rudik V. prof., academician (Moldova)
Rakhimov K.D. prof., academician (Kazakhstan)
Streltsov Ye. prof. (Belarus)
Tashimov L.T. prof., academician (Kazakhstan)
Toderash I. prof., academician (Moldova)
Khalikov D.Kh. prof., academician (Tadjikistan)
Farzaliyev V. prof., academician (Azerbaijan)

News of the National Academy of Sciences of the Republic of Kazakhstan. Series of chemistry and technology.
ISSN 2518-1491 (Online),
ISSN 2224-5286 (Print)

Owner: RPA "National Academy of Sciences of the Republic of Kazakhstan" (Almaty)

The certificate of registration of a periodic printed publication in the Committee of Information and Archives of the Ministry of Culture and Information of the Republic of Kazakhstan N 10893-Ж, issued 30.04.2010

Periodicity: 6 times a year

Circulation: 300 copies

Editorial address: 28, Shevchenko str., of. 219, 220, Almaty, 050010, tel. 272-13-19, 272-13-18,
<http://nauka-nanrk.kz/chemistry-technology.kz>

© National Academy of Sciences of the Republic of Kazakhstan, 2017

Editorial address: Institute of Organic Catalysis and Electrochemistry named after D. V. Sokolsky
142, Kunayev str., of. 310, Almaty, 050100, tel. 291-62-80, fax 291-57-22,
e-mail: orgcat@nursat.kz

Address of printing house: ST "Aruna", 75, Muratbayev str, Almaty

NEWS

OF THE NATIONAL ACADEMY OF SCIENCES OF THE REPUBLIC OF KAZAKHSTAN

SERIES CHEMISTRY AND TECHNOLOGY

ISSN 2224-5286

Volume 6, Number 426 (2017), 16 – 23

UDC 544.46; 544.47:544.344; 61.51.17; 665.63-404; 665.637.64

N.K. Zhakirova¹, L.R.Sassykova^{1*}, Y.A.Aubakirov¹,
K.A.Kadirbekov², A.S.Zhumakanova³, S. Sendilvelan⁴

¹Al-Farabi Kazakh National University, Almaty, Kazakhstan;

²JSC “A.B.Bekturov Institute of Chemical Sciences”, Almaty, Kazakhstan;

³JSC “D.V.Sokolsky Institute of Fuel, Catalysis & Electrochemistry”, Almaty, Kazakhstan;

⁴Educational and Research Institute, University, Chennai-600095, Tamilnadu, India.

*e-mail: larissa.rav@mail.ru

CATALYSTS OF CRACKING ON THE BASIS OF HETEROPOLYACIDS

Abstract. Heteropolyacids (HPA) are strong Bronsted acids. The heteropolyacids of the 12 series the most value for catalytic reactions are. The purpose of the work was to develop the composition of cracking catalysts based on the natural zeolite of the Shankanay deposit (Kazakhstan). Modification of the catalysts was carried out with mineral acids, organic acids and HPA. The catalysts have been extensively studied by a complex of physicochemical methods. According to IR spectroscopy data, after decationation and dealumination, the natural zeolite does not change its crystal structure. Presumably, the formation of the bond of HPA with the zeolite occurs when the zeolite of the HPA is modified. Electron microscopy data indicate high degrees of dispersion and particle distribution of PW₁₂-HPA on the surface of clinoptilolite. A detailed study of the zeolite surface by the TEM-BP method has shown the formation of stable cluster structures 1-2 nm in size, which are partially embedded in the zeolite volume. These clusters are evenly distributed over the surface of the zeolite and are available for reacting substances.

Keywords: catalytic cracking, heteropolyacids, zeolite of the Shankanay deposit, electron microscopy.

Introduction

Catalysis using heteropolycompounds is one of the important directions in modern catalysis. In acid catalysis, predominantly heteropolyacids are used. The compounds of a proton with a complex anion of inorganic polyoxometallates - molybdenum, tungsten, less frequently vanadium are called heteropolyacids (HPA) [1-3]. HPA are ionic crystals in the solid state, they consist of a large heteropolyanion, a cation, crystallization water, in some cases they also contain additional molecules. The unique physicochemical properties of HPA, providing great potential for the preparation of catalysts with controlled acidity, dispersity of the modifier metal, increased thermal stability, have led to their use as modifiers of heterogeneous catalysts in catalysis⁷⁻¹¹. The highest value for catalysis is HPA of 12 row. They contain heteropolyanions - the structures of the most common heteropolyanion Keggin $X^xM_{12}^{vi}O_{40}^{x-8}$ or $X^xM_{12-n}^{vi}O_{40}^{x-n-8}$, where X is a central atom (Si^{vi}, P^v, As^{vi}), x is its oxidation degree, M is metal (molybdenum, tungsten or vanadium)¹²⁻¹⁵. HPA of tungsten row PW₁₂-HPA (H₃PW₁₂O₄₀•6H₂O) or of molybdenum row PMo₁₂-HPA (H₃PMo₁₂O₄₀•6H₂O) are well studied^{14-7, 16-19}. In the Keggin anion H₃PW₁₂O₄₀, for example, the tungsten atom is located in the center of the oxygen octahedron. The phosphorus atom is surrounded by 12WO₆ octahedra, forming PO₄ tetrahedron. This structure is retained in concentrated solutions of HPA even after the loss of several oxygen atoms. For this reason, HPA has, like zeolites, a high adsorption capacity. For example, polar molecules such as water and alcohols easily penetrate the pores of the HPA and leave the volume of the catalyst, expanding and compressing the distances between the keggin anions, while nonpolar molecules (eg, hydrocarbons) do not give such an effect. This model allows to successfully explain the characteristic behavior of HPA, for example, high catalytic activity at low temperatures, the Keggin structure has a sufficiently high strength²¹. Acid-catalytic liquid-phase

processes based on HPA catalysts were carried out on an industrial scale, for example, hydration of propylene, isobutylene, butenes, polymerization of tetrahydrofuran²²⁻²⁶. HPA are strong Bronsted acids and surpass the strength of many mineral acids. HPA have stronger acid sites than the zeolites HX, HY and amorphous aluminosilicates. The acidity of the solid acidity of HPA close to acidity of superacids. This determines the prospects of their use as acidic homogeneous and heterogeneous catalysts. HPA can be applied to the surface of such carriers as SiO₂, TiO₂. The main carriers-Al₂O₃, MgO, - tend to decompose HPA. The practical use of HPA is mainly due to their use as catalysts for the oxidation of unsaturated hydrocarbons, olefin polymerization, epoxidation. Solid HPA, including applied, are used as catalysts in the alkylation of aromatic compounds, hydration of olefins and in other acid-type reactions. Heteropolycompounds of molybdenum find application as flame delayers²⁷. An even wider area is their use in reactions where it is necessary to combine acid-base and oxidation-reduction properties of the catalyst²⁸. It is known that the acid nature of the catalyst plays a fundamental role in the cracking of hydrocarbon feedstocks. However, the information on the use of HPA in cracking is not numerous, and the cracking properties of HPA-modified natural zeolites have not been practically investigated^{8, 29,30}.

The aim of the work is the synthesis of cracking catalysts based on the natural zeolite of the Shankanay deposit (Kazakhstan), modified with mineral acids, organic acids and HPA and the study of the qualitative and quantitative compositions of the working surface of the catalysts by physical and chemical methods of investigation.

Materials and methods

For preparation of long-chain α -olefins from paraffins, cracking catalysts based on the natural zeolite of the Shankanay deposit (Kazakhstan) were prepared by modifying the natural zeolite with mineral acids, organic acids and HPA. Samples were also synthesized on the basis of industrial γ -Al₂O₃ with bulk density 0.68 g/cm³ modified by HPA. For removal various metals from the cation surface (mainly alkaline and alkaline earth), the zeolite was treated with mineral acids. Natural zeolite (NZ) and previously decationated with hydrochloric acid samples of natural zeolite (H-NZ) were processed with complexons. For example, using one-, two- and three-fold modification of the natural zeolite with 1.75 N HCl samples of cracking catalysts: H-NZ-1, H-NZ-2 and H-NZ-3 were synthesized. For the selective removal of Fe³⁺ iron ions, facilitating the carburization process, a chosen zeolite was treated with organic acids. For this aim, chelating agents (for example, sulfosalicylic acid and citric acid with 10% or 20% concentration), ethylenediamine-tetraacetic acid and its disodium salt of EDTA (Trilon B, aqueous 10% strength solution) were used. All these listed compounds with iron ions form stable water-soluble complexonates.

Treatment of zeolites with HPA was carried out for strengthening of force of the acid centers on which cracking reaction proceeds. For this aim the new catalysts for the cracking of decationized natural zeolite and industrial aluminum oxide have been synthesized and have been modified by the heteropolyacids of the molybdenum and tungsten series: PMo₁₂-HPA/H-NZ, PMo₁₂-HPA/Al₂O₃, PW₁₂-HPA/H-NZ and PW₁₂-HPA/Al₂O₃. HPA were used in an amount of 1.0% to 10% by impregnation on the surface of a decationized natural zeolite (H-NZ) by a known technique^{7,9,15,19}.

Results and discussion

By IR spectroscopy and X-ray diffraction analysis were studied the structure and phase composition of the catalysts synthesized on the basis of the natural zeolite of the Shankanay deposit (NZ-1) and industrial alumina, modified by the HPA of the molybdenum and tungsten series (PW₁₂-HPA/H-NZ-1 and PW₁₂-HPA/Al₂O₃ (the content of the HPA was 1%, 3%, 5%, and 10%), 10% of PMo₁₂-HPA/H-NZ-1 and 10% of PMo₁₂-HPA/Al₂O₃). The IR spectra (fig. 1, 2) of the starting PMo₁₂-HPA and PW₁₂-HPA contain the following main absorption bands: 510; 594; 789; 867; 962; 1,065; 1,400; 1,618; 2,850; 2,925; 3,210; 3,419 cm⁻¹, which are typical for the compound of the composition H₃PMo₁₂O₄₀ • 6H₂O and H₃PW₁₂O₄₀ • 6H₂O, respectively (fig. 1, a; fig. 2, a). The results of the investigation of the samples of H-NZ-1, PMo₁₂-HPA/H-NZ-1, PW₁₂-HPA/H-NZ-1 by IR spectroscopy and their comparative analysis show that their spectra contain characteristic absorption bands of the clinoptilolite type zeolite in the region of 465; 615; 780; 1,060; 1,635; 3,460 cm⁻¹. In the IR spectra of the zeolite sample of the Shankanay field activated by acid, these absorption bands are very clearly manifested (fig. 1, b, c; fig. 2b, c); at decationization and dealumination, the natural zeolite retains its crystalline structure. Figures 1, 2 show that the modification of the HPC of an acid-activated sample of zeolite of the Shankanay deposit is unambiguously manifested in the IR spectra of the resulting catalysts. For example, when PMo₁₂-HPA is introduced into the zeolite

composition on the IR spectra of the catalyst, some absorption bands characteristic of zeolites are shifted and new bands appear.

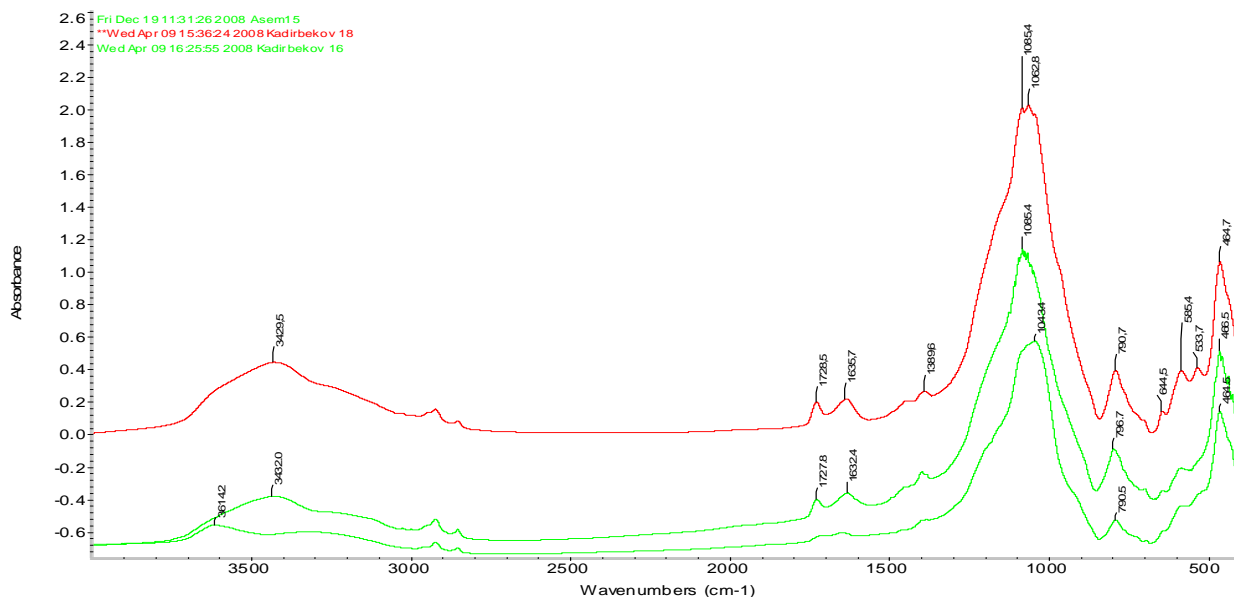


Figure 1-IR spectra of the catalyst 10% PW₁₂-HPA/H-NZ-1 and its components:
 a) lower green curve- initial tungsten HPA - PW₁₂-HPA (H₃PW₁₂O₄₀ • 6H₂O),
 b) upper green curve - H-NZ-1, c) red curve - the catalyst 10% PW₁₂-HPA/H-NZ-1

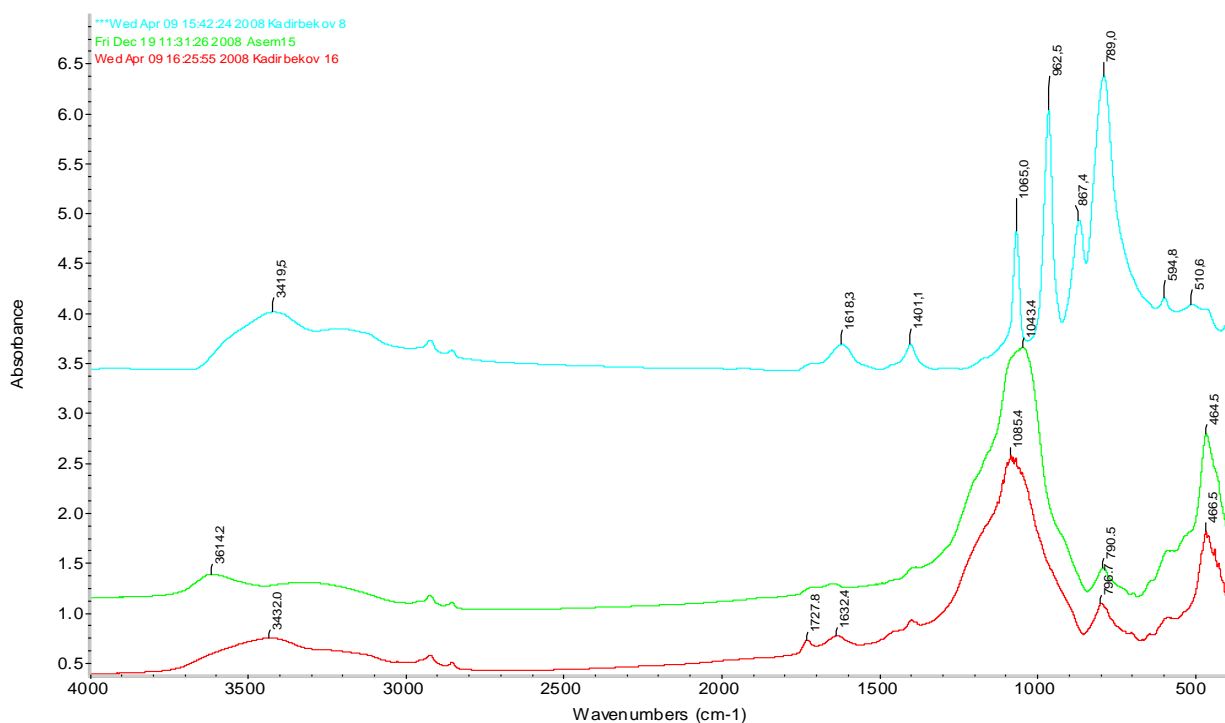



Figure 2-IR spectra of the catalyst 10% PMo₁₂-HPA/H-NZ-1 and its components:
 a) red curve- initial molybdenum HPA-PMo₁₂-HPA (H₃PMo₁₂O₄₀ • 6H₂O),
 b) green curve- H-NZ-1, c) blue curve - 10% PMo₁₂-HPA/H-NZ-1 catalyst

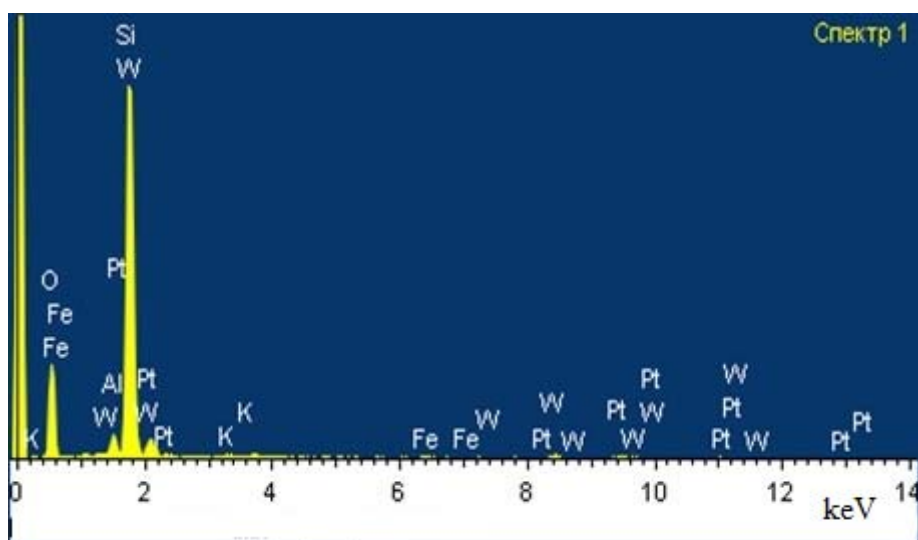
So, a shift of the band in the region of 1,060 cm⁻¹ to 1,097 cm⁻¹ and 1,108 cm⁻¹ is found. The absorption band of 780 cm⁻¹ disappears, and in the 800 cm⁻¹ area a new band appears, which is typical for

valence vibrations of the Si-O bond. This indicates the formation of a bond of HPA with a zeolite. If take into account the appearance of a shift in the band in the range of 1,065 to 1,100 cm^{-1} , it can be concluded that Al-O-Si-bonds are broken in the zeolite structure and Si-O-Si bonds are formed, and aluminum goes into the ion exchange position. Dealumination of the clinoptilolite framework is also indicated by the appearance and growth of the intensity of the shoulder at 1,210 cm^{-1} on the IR spectra of this sample, referring to the asymmetric valence vibrations of the Si-O end groups. In spite of it a complete destruction of the crystalline skeleton of the zeolite is not revealed and only its partial amorphization is observed.

The EM-image and the elemental composition of the scanned section of the catalyst PW_{12} -HPA/H-NZ-1 (fig.3) show that the content of its basic elements predominates on the surface of the zeolite, at the same time, the intensities of the spectra of the components of the HPA (tungsten and phosphorus) are clearly manifested. Apparently, this is due to the high degrees of dispersion and distribution of PW_{12} -HPA particles over the surface of clinoptilolite.



a



b

Figure 3- Electron microscopic image(a) and elemental composition (b) of the scanned section of the catalyst PW_{12} -HPA/H-NZ-1, obtained by SEM

X-ray patterns of the samples also indicate a change in the structure of the natural zeolite when modifying its by HPA (fig.4). Thus, a decrease in the intensity of one of the main peaks and the disappearance of several peaks characteristic of the mineral clinoptilolite on X-ray patterns of 10% PMo_{12} -HPA/ H-NZ-1 and 10% PW_{12} -HPA / H-NZ-1 were clearly detected, which is apparently related to partial amorphization of the structure and a change in the cation composition of the zeolite surface.

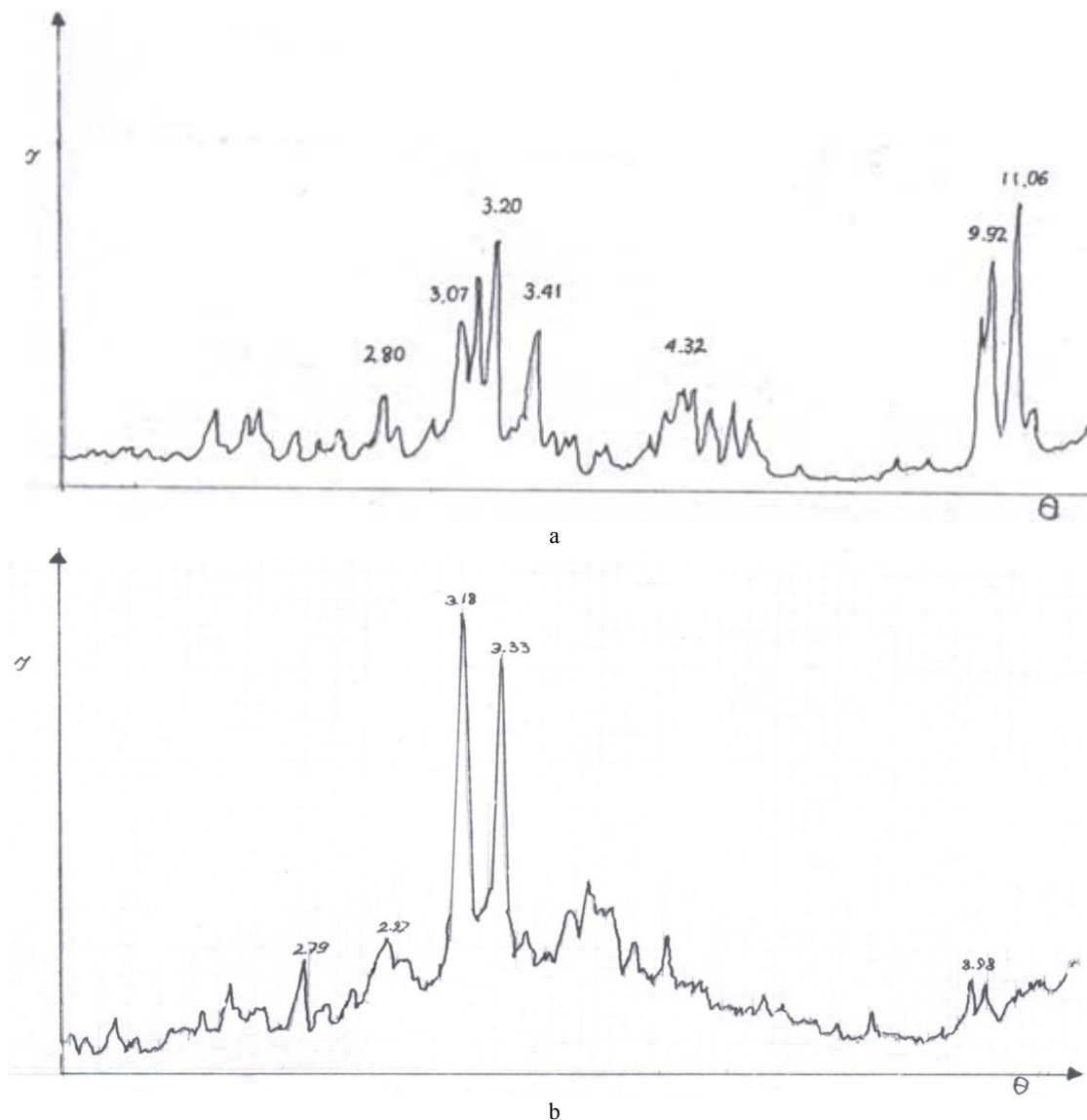


Figure 4 - The XRD pattern of the catalyst 10% PMo_{12} -HPA / H-NZ-1:
 a) X-ray diffraction pattern of the initial HPA: $\text{H}_3\text{PMo}_{12}\text{O}_{40} \cdot 6\text{H}_2\text{O}$,
 b) X-ray diffraction pattern of the catalyst 10% PMo_{12} -HPA / H-NZ-1

It was found in electron microscopic images of a thin layer of catalyst PW_{12} -HPA/H-NZ-1, obtained by TEM (translucent electronic microscopy), it is possible to see spots of different sizes with different shapes and contrasts. The microanalytical experiments on the EDAX-spectrometer showed that the above-mentioned spots have the similar compositions, identical to the PW_{12} -HPA (fig. 5).

It is considered^{11, 20, 24, 29} that during the deposition and as a result of calcination of the catalyst, PW_{12} -HPA is converted to a highly dispersed state, in which PW_{12} -HPA particles exhibit special adsorption and catalytic properties. It is obvious that the emergence of nanostructures and the presence of a large number of strong acidic centers lead to an increase in the cracking activity of the catalyst of 10% PW_{12} -HPA/H-NZ during the cracking of paraffins.

A detailed study of the zeolite surface by the TEM-BP method has shown the formation of stable cluster structures 1-2 nm in a size, which are partially embedded in the zeolite volume (fig.5). These clusters are evenly distributed over the surface of the zeolite and are available for reacting substances.

In some places on the surface of clinoptilolite, the fine particles of the HPA are located in layers in the form of associates - they appear in the images as contra-sections, while the particle sizes clearly appear (0.78 - 1.32 nm) (fig. 6). Compositions of nanostructures according to the EDX-spectrometer are also identical with PW_{12} -HPA.




Figure 5 - Electron microscopic image of the catalyst PW_{12} -HPA / H-NZ-1, obtained by TEM BP.
Degree of resolution 1cm = 20nm




Figure 6- Electron microscopic image of the catalyst PW_{12} -HPA / H-NZ-1, obtained by the TEM-BP method.
Degree of resolution 1cm = 20nm

Conclusion

In the work catalysts for cracking on the basis of natural zeolite of the Shankanay field (Kazakhstan) modified by mineral acids, organic acids and HPA were synthesized. Investigations of the working surface of catalysts by physical and chemical methods of a research were carried out. By IR data during

decathionization and dealumination the natural zeolite retains its crystalline structure. It is possible to assume formation of a bond of HPA with a zeolite at modifying of the zeolite by HPA. Possibly because of the shift of the band in the region of 1,065 to 1,100 cm^{-1} the Al-O-Si- bonds are broken in the zeolite structure and Si-O-Si- bonds are formed, and the aluminum goes into the ion exchange position. The complete destruction of the crystalline skeleton of the zeolite is not revealed, only partial amorphization is observed. X-ray patterns of the samples also indicate a change in the structure of the natural zeolite when its is modified by HPA. By EM data there are high degrees of dispersion and particle distribution of PW12-HPA on the surface of clinoptilolite.

REFERENCES

- [1] Sutrisno J., Fuchsa A., *ECS Transactions*, 28 (27), 2010, p.1-15. (In Eng).
- [2] Krylov O.V. Geterogenyy kataliz. Moskva: Akademkniga, 2004, p.679. (In Russ.).
- [3] Beltramini J.N., *Studies in Surface Science and Catalysis*, 2003, Vol.146, p.653-656. (In Eng).
- [4] Nomiya K., Murasaki H., Miwa M., *Polyhedron*, 1986, Vol.4, p.1031-1033. (In Eng).
- [5] Kozhevnikov I.V. Novoye v zhizni i tekhnike. Ser.khim.: sb.-Moskva: Znaniye, 1985, Vol.12, p.32. (In Russ.).
- [6] Prabhakar M., Muralimanohar R., Sendilvelan S., *European Journal of Scientific Research*, 2012, 73(4), 504-511. (In Eng).
- [7] Kulikov S.M., Timofeyeva M.N., Kozhevnikov I.V., *Izv. AN SSSR, ser. khim.*, 1989, Vol.4, p.763-768. (In Russ.).
- [8] Bykhovskii M. Ya., Shibanova M. D., Udalova O. V., Shashkin D. P., Korchak V. N., *Oil & Gas Technologies*, 2013, Vol.1, p.44-48. (In Eng).
- [9] Sassykova L., Gil'mundinov Sh., Nalibayeva A., Bogdanova, I. *Revue Roumaine de Chimie*, 2017, 2, 107-114. (In Eng).
- [10] Kozhevnikov I.V., *Usp. Khimii*, 1987, Vol.9, p.1417-1443. (In Russ.).
- [11] Kozhevnikov I.V., *Usp. Khimii*, 1982, Vol.11, p.1875-1896. (In Russ.).
- [12] Pope M. T. *Progr. Inorg. Chem.*, 1991, 39, 181. (In Eng).
- [13] Khan M.I., Zudieta J., *Progr. Inorg. Chem.*, 1995, 43, 1. (In Eng).
- [14] Stranberg, R. *Acta Chem. Scand*, 1975, 29A(3), 359-364. (In Eng).
- [15] Dmitriyenko S.G., Goncharova L.V., Runov V.K., *Zhurn. fiz. Khimii*, 1997, Vol.12, p. 2227-2231. (In Russ.).
- [16] Matveyev K.I., Kozhevnikov I.V., *Kinetika i kataliz*, 1980, Vol.5, p.1189-1198. (In Russ.).
- [17] Dubovik D.B., Ivanov A.V., Tikhomirova T.I., *Zhurn. analit. Khimii*, 2003, Vol.9, p.902-921. (In Russ.).
- [18] Kozhevnikov I.V., *Chem. Rev.*, 1998, Vol.98, p.171-198. (In Eng).
- [19] Ono Y., *Ganday Gagaku, Chemistry Today*, 1981, Vol.124, p.10-17. (In Eng).
- [20] Ghosh A.K., Moffat J., *J. Catalysis*, 1986, Vol.2, p.238-245. (In Eng).
- [21] Kapustin G.I., Kustov L.I., Glonti G.O., *Kinetika i kataliz*, 1987, Vol.5, p.1129-1134. (In Russ.).
- [22] Kapustin G.I., Bruyeva T.R., Klyachko A.L., *Kinetika i kataliz*, 1990, Vol.4, p.1017-1020. (In Russ.).
- [23] Raj C. S., Arul S., Sendilvelan S., Saravanan C. G., *Energy Sources, Part A-Recovery Utilization and Environmental Effects*, 2010, 32(17), 1603-1613. (In Eng).
- [24] Wang Y., Wang J., *Petrochem. Technol*, 2003, Vol.6, p.453-457. (In Eng).
- [25] Okuhara T., *Shokubai, Catalysts and Catalysis*, 2003, Vol.1, p.32-34. (In Eng).
- [26] Ren Y., Yue B., Gu M., He H., *Materials*, 2010, Vol.3, p.764-785. (In Eng).
- [27] Qi Wen-bin, Zhu Zi-Zhong, *Talanta*, 1986, 33(8), 694. (In Eng).
- [28] Baiseitov D.A., Tulepov M.I., Tursynbek S., Sassykova L.R., Nazhipkyzy M., *Rasayan J. Chem.*, 2017, 10(2), 344 - 348. (In Eng).
- [29] Komaya T., Misono M. *Chemistry Letters*, 1983, 12(8), 1177-1180. (In Eng).
- [30] Noe-Spirlet M.R., Brown G.M., Busing W.R., Levy H.A., *Acta Cryst.*, 1975, 31A(3), 80. (In Eng).

ӨОЖ: 544.46; 544.47:544.344; 61.51.17; 665.63-404; 665.637.64

**Н.Қ. Жәкірова^{1*}, Л.Р. Сасыкова¹, Е.А. Әубәкіров¹,
Қ.А. Қадірбеков², А.С. Жұмақанова³, С. Сендивелан⁴**

¹Әл-Фараби атындағы Қазақ ұлттық университеті, Алматы қ., Қазақстан;

²А.Б. Бектуров атындағы Химия ғылымдары институты Алматы қ., Қазақстан;

³Д.В. Сокольский атындағы Жанармай, катализ және электрохимия институты, Алматы қ., Қазақстан;

⁴Ғылыми-зерттеу институты, Университет, Chennai-600095, Тамил Наду, Үндістан

ГЕТЕРОПОЛИҚЫШҚЫЛДАР НЕГІЗІНДЕГІ КРЕКИНГ КАТАЛИЗАТОРЫ

Аннотация. Гетерополиқышқылдар (ГПК) күшті брэнстедті қышқылдар болып табылады. ГПК 12 қатардағының катализ үшін маңызы өте зор. Жұмыстың мақсаты – Шанханай кен орыны табиғи цеолиті

негізінде крекинг катализаторының құрамын жасау. Катализаторды модифицирлеу минералды, органикалық қышқылдармен және ГПК жргізілді. Дайындалған катализатор физикалық-химиялық әдістермен зерттелді. ИҚ-спектроскопия нәтижелеріне сәйкес табиғи цеолит декатионирлеу мен деалюминирлеуден кейін өзінің кристалдық құрылымын өзгертпейді. Модифицирлеу кезінде ГПК мен цеолит арасында байланыс түзілетіні болжанды. Электронды микроскопия мәліметі бойынша PW_{12} -ГПК бөлшектері клиноптилолит бетінде жоғары дисперстілік дәрежесінде таралады. Цеолит бетін ПЭМ ВР әдісімен зерттегенде өлшемі 1-2 нм тұрақты кластерлі құрылымның түзілгенін көрсетті. Бұл кластерлер цеолит бетінде тепе-теңдікте таралған және әрекеттесуші заттарға қолайлы.

Тірек сөздер: катализдік крекинг, гетерополикқышқылдар, Шанханай кенорынының цеолиті, электронды микроскоп.

УДК 544.46; 544.47:544.344; 61.51.17; 665.63-404; 665.637.64

**Н.К.Жакирова¹, Л.Р.Сасыкова^{1*}, Е.А.Аубакиров¹,
К.А.Кадирбеков², А.С.Жумаканова³, С. Сендивелан⁴**

¹Казахский Национальный Университет им. аль-Фараби, Алматы, Казахстан;

²АО «Институт химических наук им. А.Б. Бектурова»;

³АО «Институт топлива, катализа и электрохимии им. Д.В. Сокольского»;

⁴Научно-исследовательский институт, Университет Ченнай-600095,
Тамилнаду, Индия Алматы, Казахстан

КАТАЛИЗАТОРЫ КРЕКИНГА НА ОСНОВЕ ГЕТЕРОПОЛИКИСЛОТ

Аннотация. Гетерополикислоты (ГПК) являются сильными брэнстедовскими кислотами. ГПК 12 ряда имеют наибольшее значение для катализа. Цель работы – разработка состава катализаторов крекинга на основе природного цеолита Шанканайского месторождения (Казахстан). Модифицирование катализаторов проводилось минеральными кислотами, органическими кислотами и ГПК. Катализаторы всесторонне исследованы комплексом физико-химических методов. По данным ИК-спектроскопии после декатионирования и деалюминирования природный цеолит не изменяет свою кристаллическую структуру. Предположительно, происходит образование связи ГПК с цеолитом при модифицировании цеолита ГПК. Данные электронной микроскопии говорят о высоких степенях дисперсности и распределения частиц PW_{12} -ГПК по поверхности клиноптилолита. Детальное изучение поверхности цеолита методом ПЭМ ВР показало образование устойчивых структур кластеров размером 1-2 нм, которые частично внедрены в объем цеолита. Эти кластеры равномерно распределены по поверхности цеолита и доступны для реагирующих веществ.

Ключевые слова: каталитический крекинг, гетерополикислоты, цеолит Шанканайского месторождения, электронная микроскопия.

МАЗМҰНЫ

<i>Кайралиева Т., Айдарова С.Б., Миллер Р.</i> Тамшылар мен көпіршіктер сұлбасын талдау арқылы беттік керілуді өлшеу әдісімен беттік-активті заттардың адсорбциялық параметрлерін анықтау	5
<i>Ахметқалиева М.Ш., Сасықова Л.Р., Әубәкіров Е.А., Жұмақанова А.С., Сендивелан С.</i> «Полковничий» аралындағы ашықкаштанды топырақ құрамынан мырыш және қорғасын мөлшерін зерттеу.....	11
<i>Жәкірова Н.Қ., Сасықова Л.Р., Әубәкіров Е.А., Қадірбеков Қ.А., Жұмақанова А.С., Сендивелан С.</i> Гетерополиқышкылдар негізіндегі крекинг катализаторы.....	16
<i>Абилова Ж.А., Байсеитова А.М., Жеңіс Ж. Bergeia Crassifolia</i> химиялық құрамын зерттеу.....	24
<i>Бишимбаева Г.Қ., Трофимов Б.А., Прозорова Г.Ф., Жұмабаева Д.С., Малькина А.Г., Коржова С.А., Налибаева А.М., Қыдырбаева Ұ.О.</i> Мұнайды күкіртсіздендіруде алынған ілеспелі күкірт негізінде күкірт-полимерлі композиттердің синтезінің өзіндік технологиясы	31
<i>Бишимбаева Г.Қ., Прозорова Г.Ф., Налибаева А.М., Сәкибаева С.А., Турбекова Г.З., Коржова С.А., Қыдырбаева Ұ.О.</i> Мұнай-газ өңдеуінің ілеспелі күкірт негізінде алынған полимерлі күкірттің резецке өндірісінде қолдану мүмкіндіктері.....	39
<i>Дарменбаева А.С., Жармағамбетова А.К., Ауезханова А.С., Джумекеева А.И., Эль-сайд Негим.</i> Полиакриламидпен тұрақтанған отырғызылған Pd-Ag катализаторын синтездеу және каталитикалық қасиеттері	46
<i>Шоманова Ж.К., Сафаров Р.З., Ауезханова А., Жумаканова А.С., Носенко Ю.Г., Тлеулесов А.К., Ларичкин В.В.</i> Феррокорытпа өндірісінің қалдықтардан құрастырылған композиттік катализаторларды циклогексан тотығуы процесі негізінде зерттеу.....	55
<i>Кенжалиев Б.К., Койжанова А.К., Седельникова Г.В., Суркова Т.Ю., Камалов Э.М., Ерденова М.Б., Магомедов Д.Р.</i> Алтын өндіру фабрикаларының флотация қалдықтарынан алтынды бөліп алу	62
<i>Шамбилова Г. Қ., Абдықадыров Б. К., Ажғалиев М. Н., Аманов Н.К.</i> Полимер- N-метилморфолин-N-оксид жүйесінің фазалық тепе-теңдігі мен морфологиялық ерекшеліктері.....	70
<i>Жармағамбетова А.К., Ауезханова А.С., Ахметова С.Н., Джардималиева Г.И.</i> Жұмсақ жағдайда циклогексан мен Н-октанды кетондар мен спирттерге дейін тотықтыру	75
<i>Василина Г.К., Мойса Р.М., Абильдин Т.С., Есемалиева А.С., Қуанышова С.Д.</i> Табиғи цеолиттердің құрылымының олардың қышқылдық қасиеттеріне әсері.....	81
<i>Жұмаділлаева С.А., Баешов Ә.Б., Алтынбекова М.О., Абжалов Б.С., Зайков Ю.П.</i> Қымыздық қышқылының гидразинолиз реакциясын сульфохышқылды катионит қатысында зерттеу.....	87
<i>Дюсебаева М.А., Жаймухамбетова Л.Н., Жеңіс Ж., Айша Х.</i> 5-(2,4-дихлорфенил)-1,3,4-оксадиазол-2-тиолдың синтезі және түрлендірулері	92
<i>Дормешкин О.Б., Кенжибаева Г.С., Шалатаев С.Ш., Жантасов Қ.Т., Шапалов Ш.Қ., Жантасова Д.М.</i> Глифосатты алу мақсатымен фосфорды шығарып алу үшін фосфор шламын гидравликалық жіктелім үрдісін зерттеу	97
<i>Силачёв И.Ю.</i> ССР-Қ реакторын пайдалана отырып, компараторлық қнат арқылы фосфат шикізатында және оны қайта өңдеу өнімдерінде сирекжерлік металдар мөлшерін анықтау.....	103
<i>Дормешкин О.Б., Шалатаев С.Ш., Жантасов Қ.Т., Шапалов Ш.Қ., Жантасова Д.М., Алтыбаев Ж.М.</i> Глифосат алу өндірісінің хал-жағдайымен шикізат ресурстары.....	115

СОДЕРЖАНИЕ

<i>Кайралиева Т., Айдарова С., Миллер Р.</i> Адсорбционные параметры ПАВ (поверхностно-активного вещества), установленные измерением данных поверхностного натяжения методом анализа профиля капель и пузырьков.....	5
<i>Ахметкалиева М.Ш., Сасыкова Л.Р., Аубакиров Е.А., Жумаканова А.С., Сендивелан С.</i> Исследование содержания цинка и свинца в светло-каштановых почвах на территории острова «Полковничий» (Казахстан).....	11
<i>Жакирова Н.К., Сасыкова Л.Р., Аубакиров Е.А., Кадирбеков К.А., Жумаканова А.С., Сендивелан С.</i> Катализаторы крекинга на основе гетерополикислот	16
<i>Абилова Ж.А., Байсеитова А.М., Женис Ж.</i> Исследование химического состава <i>Bergenia Crassifolia</i>	24
<i>Бишимбаева Г.К., Трофимов Б.А., Прозорова Г.Ф., Жумабаева Д.С., Малькина А.Г., Коржова С.А., Налибаева А.М., Кыдырбаева У.О.</i> Оригинальная технология синтеза серополимерных композитов на основе попутной серы обессеривания нефти.....	31
<i>Бишимбаева Г.К., Прозорова Г.Ф., Налибаева А.М., Сакибаева С.А., Туребекова Г.З., Коржова С.А., Кыдырбаева У.О.</i> Возможности использования модифицированной полимерной серы на основе попутной нефтегазовой серы в производстве каучука.....	39
<i>Дарменбаева А.С., Жармагамбетова А.К., Ауезханова А.С., Джумекеева А.И., Негим Эль-сайд.</i> Синтез и каталитические свойства нанесенных Pd-Ag катализаторов, стабилизированных полиакриламидом.....	46
<i>Шоманова Ж.К., Сафаров Р.З., Ауезханова А., Жумаканова А.С., Носенко Ю.Г., Тлеулесов А.К., Ларичкин В.В.</i> Изучение композитных катализаторов содержащих шлам ферросплавного производства в процессе окисления циклогексана.....	55
<i>Кенжалиев Б.К., Койжанова А.К., Седельникова Г.В., Суркова Т.Ю., Камалов Э.М., Ерденова М.Б., Магомедов Д.Р.</i> Доизвлечение золота из отвальных хвостов флотации золотоизвлекательных фабрик.....	62
<i>Шамбилова Г.К., Абдыкадыров Б.К., Ажгалиев М.Н., Аманов Н.К.</i> Фазовое равновесие и морфологические особенности систем полимер - N-метилморфолин-N-оксид	70
<i>Жармагамбетова А.К., Ауезханова А.С., Ахметова С.Н., Джардималиева Г.И.</i> Окисление циклогексана и N-октана до кетонов и спиртов в мягких условиях.....	75
<i>Василина Г.К., Мойса Р.М., Абильдин Т.С., Есемалиева А.С., Куаньшова С.Д.</i> Влияние структуры природных цеолитов на их кислотные характеристики.....	81
<i>Джумадуллаева С.А., Баешов А.Б., Алтынбекова М.О., Абжалов Б.С., Зайков Ю.П.</i> Исследование реакции гидразинолиза щавелевой кислоты в присутствии сульфокислотного катионита	87
<i>Дюсебаева М.А., Жаймухамбетова Л.Н., Женис Ж., Айша Х.</i> Синтез и превращение 5-(2,4-дихлорфенил)-1,3,4-оксадиазол-2-тиола	92
<i>Дормешкин О.Б., Кенжибаева Г.С., Шалатаев С.Ш., Жантасов К.Т., Шапалов Ш.К., Жантасова Д.М.</i> Исследование процесса гидравлической классификации фосфорного шлама с целью извлечения фосфора для производства глифосата	97
<i>Силачѳв И. Ю.</i> Определение содержания редкоземельных металлов в фосфатном сырье и продуктах его переработки компараторным ИНАА с использованием реактора ВВР-К	103
<i>Дормешкин О.Б., Шалатаев С.Ш., Жантасов К.Т., Шапалов Ш.К., Жантасова Д.М., Алтыбаев Ж.М.</i> Состояние производства и сырьевые ресурсы для получения глифосата.....	115

CONTENTS

<i>Kairaliyeva T., Aidarova S., Miller R.</i> Surfactant adsorption parameters determined from surface tension data as measured by drop and bubble profile analysis tensiometry.....	5
<i>Akhmetkaliyeva M.Sh., Sassykova L.R., Aubakirov Y.A., Zhumakanova A.S., Sendilvelan S.</i> Research of the content of zinc and lead in the light-chestnut soils on the territory of islands "Polkovnichii" (Kazakhstan).....	11
<i>Zhakirova N.K., Sassykova L.R., Aubakirov Y.A., Kadirbekov K.A., Zhumakanova A.S., Sendilvelan S.</i> Catalysts of cracking on the basis of heteropolyacids.....	16
<i>Abilova Zh.A., Baiseitova A.M., Jenis J.</i> Investigation of chemical constituents OF <i>Bergenia Crassifolia</i>	24
<i>Bishimbayeva G.K., Trofimov B.A., Prozorova G.F., Zhumabayeva D.S., Malkina A.G., Korzhova S.A., Nalibayeva A.M., Kydyrbayeva U.O.</i> Original technology of synthesis polymer sulfur composites on the base of by-product sulfur of the petroleum desulfurization.....	31
<i>Bishimbayeva G.K., Prozorova G.F., Nalibayeva A.M., Sakibaeva S.A., Turebekova G.Z., Korzhova S.A., Kydyrbayeva U.O.</i> Potential of use the modified polymeric sulfur based on the by- product petroleum sulfur in the rubber production.....	39
<i>Darmenbayeva A.S., Zharmagambetova A.K., Auyezkhanova A.S., Jumekeyeva A.I., Negim El-Sayed.</i> Synthesis and catalytic properties of supported polyacrylamide-stabilized Pd-Ag catalysts.....	46
<i>Shomanova Zh.K., Safarov R.Z., Auezhanova A., Zhumakanova A.S., Nosenko Yu.G., Tleulesov A.K., Larichkin V.V.</i> Study of composite catalysts containing sludge of ferroalloy production in the process of cyclohexane oxidation.....	55
<i>Kenzhaliev B.K., Koizhanova A.K., Sedelnikova G.V., Surkova T.Yu., Kamalov E.M., Erdenova M.B., Magomedov D.R.</i> Extraction of gold from flotation tails of gold-processing plant.....	62
<i>Shambilova G.K., Abdykadyrov B.K., Azhgaliev M.N., Amanov N.K.</i> Phase equilibrium and morphological features of polymer-N-methylmorpholine-N-oxide systems.....	70
<i>Zharmagambetova A.K., Auyezkhanova A.S., Akhmetova S.N., Jardimalieva G.I.</i> Oxidation of cyclohexane and n-octane to ketones and alcohols under mild conditions.....	75
<i>Vassilina G.K., Moisa R.M., Abildin T.S., Yessemaliyeva A.S., Kuanyshova S.D.</i> Effect of the structure of natural zeolites on their acidic characteristics.....	81
<i>Dzhumadullayeva S.A., Bayeshov A.B., Altynbekova M.O., Abzhalov B.S., Zaykov Y.P.</i> Reaction of hydrazinolysis of oxalic acids at presence of sulfonic acid cation exchanger	87
<i>Dyusebaeva M.A., Zhaimukhambetova L.N., Jenis J., Aisa H.</i> Synthesis and modification of 5-(2,4-dichlorophenyl)-1,3,4-oxadiazole-2-thiol.....	92
<i>Dormeshkin O.B., Kenzhibayeva G.S., Shalataev S.S., Zhantasov K.T., Shapalov Sh.K., Zhantasova D.M.</i> Investigation of the process of hydraulic classification of phosphorus slime to obtain the phosphorus for the production of glyphosates.....	97
<i>Silachyov I. Yu.</i> Phosphate raw material and its processing products analysis for rare earths by comparator INAA using reactor WWR-K.....	103
<i>Dormeshkin O.B., Shalataev S.S., Zhantasov K.T., Shapalov Sh.K., Zhantasova D.M., Altybayev Zh.M.</i> State of production and raw material resources for glyphosate obtaining.....	115

Publication Ethics and Publication Malpractice in the journals of the National Academy of Sciences of the Republic of Kazakhstan

For information on Ethics in publishing and Ethical guidelines for journal publication see <http://www.elsevier.com/publishingethics> and <http://www.elsevier.com/journal-authors/ethics>.

Submission of an article to the National Academy of Sciences of the Republic of Kazakhstan implies that the described work has not been published previously (except in the form of an abstract or as part of a published lecture or academic thesis or as an electronic preprint, see <http://www.elsevier.com/postingpolicy>), that it is not under consideration for publication elsewhere, that its publication is approved by all authors and tacitly or explicitly by the responsible authorities where the work was carried out, and that, if accepted, it will not be published elsewhere in the same form, in English or in any other language, including electronically without the written consent of the copyright-holder. In particular, translations into English of papers already published in another language are not accepted.

No other forms of scientific misconduct are allowed, such as plagiarism, falsification, fraudulent data, incorrect interpretation of other works, incorrect citations, etc. The National Academy of Sciences of the Republic of Kazakhstan follows the Code of Conduct of the Committee on Publication Ethics (COPE), and follows the COPE Flowcharts for Resolving Cases of Suspected Misconduct (http://publicationethics.org/files/u2/New_Code.pdf). To verify originality, your article may be checked by the Cross Check originality detection service <http://www.elsevier.com/editors/plagdetect>.

The authors are obliged to participate in peer review process and be ready to provide corrections, clarifications, retractions and apologies when needed. All authors of a paper should have significantly contributed to the research.

The reviewers should provide objective judgments and should point out relevant published works which are not yet cited. Reviewed articles should be treated confidentially. The reviewers will be chosen in such a way that there is no conflict of interests with respect to the research, the authors and/or the research funders.

The editors have complete responsibility and authority to reject or accept a paper, and they will only accept a paper when reasonably certain. They will preserve anonymity of reviewers and promote publication of corrections, clarifications, retractions and apologies when needed. The acceptance of a paper automatically implies the copyright transfer to the National Academy of Sciences of the Republic of Kazakhstan.

The Editorial Board of the National Academy of Sciences of the Republic of Kazakhstan will monitor and safeguard publishing ethics.

Правила оформления статьи для публикации
в журнале смотреть на сайте:

www.nauka-nanrk.kz

<http://www.chemistry-technology.kz/index.php/ru/>

ISSN 2518-1491 (Online), ISSN 2224-5286 (Print)

Редакторы: *М. С. Ахметова, Т. А. Апендиев*
Верстка на компьютере *А.М. Кульгинбаевой*

Подписано в печать 03.12.2017.

Формат 60x881/8. Бумага офсетная. Печать – ризограф.

7,8 п.л. Тираж 300. Заказ 6.